



TASTE OF ITALY

FREE STANDING & BUILT-IN RANGES

Free Standing

16	Curva
24	Maxima
38	Professional
54	Rainbow
76	Dolcevita
118	Venezia
130	Italia
138	Eclisse

THE VALUE AND DESIGN OF

ITALIAN CUISINE

SINCE 1956

Modern Collection

156	Stainless Steel Hobs
158	Glass Hobs
170	Gas Induction Hobs
180	Induction Hobs
186	Vitro Ceramic Hobs
190	Ovens
194	Microwave Ovens
208	Range Tops
210	Warming Drawers
213	Coffee Machines
214	Wine Coolers
216	Free Standing Refrigerators
220	Retro Refrigerators
222	Built - In Refrigerators
230	Dishwashers
232	Hoods
233	

Dolcevita Collection

254	Hobs
256	Ovens
262	Microwave Ovens
268	Range Tops
272	Warming Drawers
280	Coffee Machines
282	Wine Coolers
284	Free Standing Refrigerators
288	Hoods
292	
302	Accessories

70 years

WHERE TRADITION BECOMES INSPIRATION

Some places play a very important role in our lives. Spaces where emotions evoke memories, where a scent can open up a whole world, and where a flavor can turn a moment into a memory.

It's not just about creating an appliance. It's about defining a lifestyle.

Lofra has built its history on this principle, step by step, innovation after innovation.

Over the years, it has introduced a new concept of home: a place where style inspires creativity and where technology improves life, making it simpler and smarter.

What began with the work of skilled craftsmen has become much more: it is a true statement of identity.

It is a constant search for the perfect harmony between aesthetics, performance, and everyday use.

Seventy years later, this balance still guides every choice.

During the years, Lofra has demonstrated its strength, always evolving without losing its identity.

Because behind every cooker there is a community of skilled hands, passion, and pride.

From the very beginning, these people have believed in a simple but powerful ideal: to create elegant and durable products.

Today, we celebrate seventy years of innovation, precision and skill, without ever compromising beauty.

Seventy years is not a milestone. It is a journey.

And this journey continues.

INDUSTRIAL VISION, ITALIAN CRAFT

Immersed in the beauty of the Euganean Hills, now a **UNESCO World Heritage Site**, Lofra was founded in 1956, rooted in a deep and rich tradition of Italian craftsmanship.

From the very beginning, we have cultivated a strong **love for cooking**, combining the harmony of the surrounding landscape with the art of crafting.

Our mission is to create products that are not just appliances, but also and above all allies in everyday life, capable of improving our days and making every moment spent in the kitchen a unique and unforgettable experience, paying homage to the gastronomic culture of Italy.

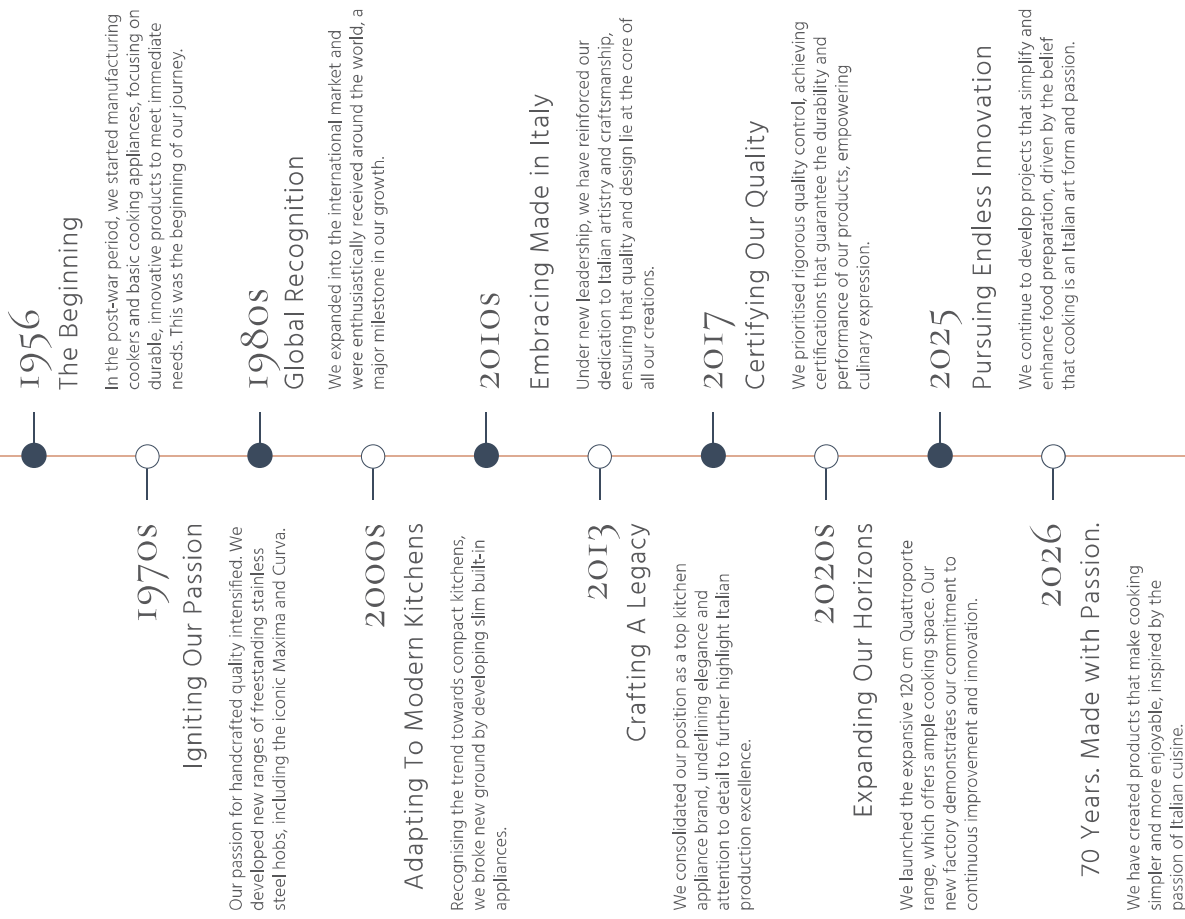
A perfect balance between technological innovation and **respect for tradition**.

We are constantly searching for new technical and stylistic solutions to enhance every single product, without ever forgetting our roots.

Our ability to interpret **new design trends** and seize technological opportunities has allowed us to offer our customers around the world a superior culinary experience, inspired by the expertise and craftsmanship of our **Italian manufacturing heritage**.

Lofra
Your Italian Cuisine

A Story To Tell



Cooktops: Design & Performance



Cast Iron Pan Support

Durable and easy to remove for maintenance, they ensure maximum cleanliness. Essential for frequent and intensive use of the hob, creating an even and functional surface.



Gas Stop Safety Device

Each burner is safe, protected by the Gas-Stop system, which immediately stops gas supply if the flame extinguishes.



Single-Plate Hob

It has no gaps or defects because it has not been welded. This makes it easier for dust and liquids to run off and makes it easier to clean the top, resulting in longer life.



Ergonomic Knobs

Turning the gas knob lights the fire. The innovative ergonomic and aesthetic design protects against heat and smoke when the oven is opened.



Mirror Polished Top

Polishing stainless steel improves its appearance and hygiene by removing surface roughness, making it harder for dirt and bacteria to adhere.



Brushed Steel Top

The satin finish is achieved through a special brushing process, resulting in a unique matte texture that is smoother than Scotch Brite™.

Top Quality Burners

III Series Burners

The new Sabaf Series III burners have outstanding performance that is unrivaled in the world. Highest efficiency and emissions reduced to a minimum.



AEO

The AEO (High Efficiency Brass) features a brass ring flame-spreader and, thanks to its tilted flames, achieves efficiency levels of up to 66%. It is available in auxiliary, semi-rapid, and rapid models.



Triple Crown

For ultra-fast cooking, this is the ideal burner. Exceptionally powerful, it ensures precision cooking and thermal uniformity from the center to the edges of pots and pans for professional results.



Dual

It is equipped with two concentric flames of small dimensions, which allows a better distribution of the heat to cook the food evenly.



Ovens: Versatile & Intuitive



Cooling Fan

An automatic fan cools the oven's door handle and dashboard by blocking heat. This technology enhances the reliability, durability, and thermal insulation of the oven's internal components.



Easy to clean enamel

The oven boasts an exclusive enamel coating that creates a smooth, non-stick surface. This innovative design prevents dirt, grease, and fat from adhering to the oven's interior, making cleaning effortless and thorough.



Electric Grill

All the reliability and efficiency of the Lofra tradition, in an electric resistance grill for baking your favourite recipes.



Telescopic Guides

Special runners ensure that trays and racks weighing up to 15 kg can be easily moved in and out of the oven. There is no risk of them tipping over.



Tempered Triple Glazed Oven Door

The oven's three-glass-panel design creates an insulated chamber that significantly lowers its external temperature. This enhances safety and reduces energy waste by minimizing heat loss.



Stainless Steel Door Profiles

It plays a crucial role in thermal insulation and sealing against vapours and odours, helping to improve the efficiency, safety and hygiene of the appliance.

Take A Look Inside



Multifunction Electric Oven

With up to twelve cooking programs, these ovens offer flexibility for even the most creative chefs to choose the perfect setting for any dish.



Gas Oven

A fan controls and maintains temperature uniformity inside. Ideal for cooking where even heat distribution and constant temperature are needed.

Oven Functions



Oven Light

More than just a light, it helps your favourite doughs rise.



Traditional Cooking

One of the most common methods of cooking because heat is distributed from above and below, cooking food as evenly as possible.



Bottom Heating

To crisp up pizza or quiche crusts or to slow cook dishes, turn on the bottom heat mode.



Upper Heating

It allows you to cook slowly and delicately dishes which need to be kept dry and well cooked on the inside. It is suitable for pizzas, focaccias, bread, biscuits, meringues and brioches.



Grilling

The grill can also be used as a quick way of cooking just one area of the food at a time. It's a great way to grill meat, fish and vegetables.



Maxi - Grill

Usually used for browning and glazing meat, fish or vegetables over a flame. It is a very healthy and even method of cooking.



Fan-Assist Barbecue

The fan-assisted barbecue function uses a fan and an upper heating element to cook meat. This method creates a crispy outer layer while keeping the inside tender.



Evenly Ventilated Cooking

Thanks to the constant air circulation, the products come out of the oven soft and well leavened. Also suitable for roasts, potatoes and vegetables, on several levels at the same time.



Fan-Assist Oven Cooking

This means that the fan is activated, allowing you to cook food evenly. Suitable for pastas, roasted fish, cookies and cakes.



Defrosting

Use unheated air circulation to speed up defrosting and thaw food safely.



Grilling Rotisserie

The rotisserie feature allows you to create a variety of delicious dishes that benefit from the even cooking and self-bake properties of rotation.



Maxi - Grill Rotisserie

Perfect for cooking a variety of dishes that benefit from slow, even cooking and from being capable of cooking in their own juices.



Maxi - Grill Fan Rotisserie

Can be used for cooking all kinds of food, including roast beef and vegetables.





Embrace The Italian Culinary Poetry

Welcome to the heart of Lofra tradition and innovation.

It is on these principles that we have built our **identity**, creating high-performance products that stand out for their elegant, recognizable and timeless design, capable of enhancing any style of kitchen and turning any space into something truly special.

This catalogue is your **guide** to discovering our wide range of products, designed to meet the needs of an increasingly dynamic global market. Here you will find not only the **technical features** of our products, but also the **philosophy** behind them.

We believe that working with qualified distributors like you is **essential** to getting our products into **homes around the world**. We share the same passion for excellence and customer focus, and we believe in a partnership based on trust, transparency and ongoing support.

Browse through the pages of this catalogue. Start your journey into **Italian cuisine**.

Let's write the future of the kitchen, **together**.



A deeply rooted passion

Since 1956, we have been telling the story of Italian cuisine.

CURVA LINE

SHAPING MODERN CUISINE

THE CHARM OF THE CURVA LINE


Curva brings a soft yet decisive touch to the kitchen, breaking the symmetry and introducing a new concept of flexibility in cooking.

Its voluminous mirror-polished stainless steel body combines aesthetics and performance, becoming a true distinctive feature of the home.

With a maximum capacity of 101 litres, it offers an exciting cooking experience that combines aesthetics and performance.

Available in sizes from 60 to 90 cm, it features a gas hob and a choice of gas or multifunction electric ovens that reach up to 270°C.

A detail is never really just a detail.





C66GV/C
Item Code: 41020089
EAN Code: 80222389006772

- Cooktop**
- Gas Cooktop
 - Mirror Polished
 - 3 Gas Burners
 - 1 Triple Crown
 - Gas-Stop Safety Device
- Adjustable Metal Feet**

Available also with gas grill upon request and special production

Power Absorbed: 1550 W
Gas Consumption: 12,65 kW



- C66MF/C - Oven**
- Multifunction Electric
 - 9 Cooking Programs
 - 72 L Gross Capacity
 - Max Temperature: 240 °C
 - Electric Grill
 - Digital Timer
 - Telescopic Guides
 - 2 Wire Shelves
 - 1 Enamel Tray

Power Absorbed: 2610 W
Gas Consumption: 9,35 kW



C66MF/C
Item Code: 60020024
EAN Code: 80222389006789

- Cooktop**
- Gas Cooktop
 - Mirror Polished
 - 4 Gas Burners
 - 1 Triple Crown
 - Gas-Stop Safety Device
- Adjustable Metal Feet**

Available also with gas grill upon request and special production

Power Absorbed: 1550 W
Gas Consumption: 15,45 kW



- C76GV/C - Oven**
- Convection Gas
 - Gas-Stop Safety Device
 - 72 L Gross Capacity
 - Max Temperature: 270 °C
 - Electric Grill
 - Digital Timer
 - Telescopic Guides
 - 2 Wire Shelves
 - 1 Enamel Tray

Power Absorbed: 2610 W
Gas Consumption: 12,15 kW



C76GV/C
Item Code: 41110086
EAN Code: 80222389006796

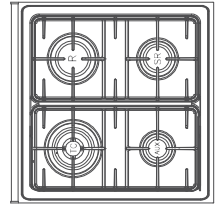
- C76MF/C - Oven**
- Multifunction Electric
 - 9 Cooking Programs
 - 72 L Gross Capacity
 - Max Temperature: 240 °C
 - Electric Grill
 - Digital Timer
 - Telescopic Guides
 - 2 Wire Shelves
 - 1 Enamel Tray

Power Absorbed: 2610 W
Gas Consumption: 12,15 kW

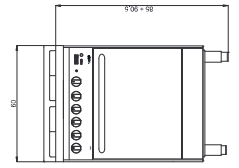


C76MF/C
Item Code: 60110017
EAN Code: 80222389006802

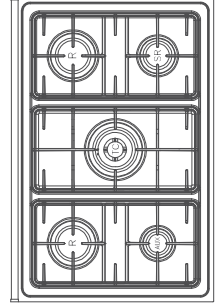
Cooktop Layout:
1 Aux | 1 Semi - Rapid | 1 Rapid | 1 Triple - Crown



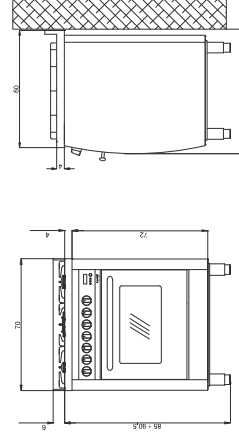
Technical Drawing (cm):
Dimensions (cm - WxDxH): 60x60x85-90,50



Cooktop Layout:
1 Aux | 1 Semi - Rapid | 2 Rapid | 1 Triple - Crown



Technical Drawing (cm):
Dimensions (cm - WxDxH): 70x60x85-90,50





CG96GV/C
 Item Code: 41060085
 EAN Code: 80222389006819

Cooktop

- Gas Cooktop
- Mirror Polished
- 4 Gas Burners
- 1 Triple Crown
- Gas-Stop Safety Device

Adjustable Metal Feet

- 2 Wire Shelves
- 1 Enamel Tray

Available also with gas grill upon request and special production

Power Absorbed: 1850 W
Gas Consumption: 1715 kW



CG96MF/C - Oven

- Multifunction Electric
- 9 Cooking Programs
- 101 L Gross Capacity
- Max Temperature: 250 °C
- Electric Grill
- Digital Timer
- Telescopic Guides
- 2 Wire Shelves
- 1 Enamel Tray

Power Absorbed: 3100 W
Gas Consumption: 12:15 kW



CG96MF/C
 Item Code: 60060017
 EAN Code: 80222389006826

Cooktop

- Gas Cooktop
- Mirror Polished
- 5 Gas Burners
- 1 Triple Crown
- 1 Dual Crown
- Gas-Stop Safety Device

Adjustable Metal Feet

- 2 Wire Shelves
- 1 Enamel Tray

Power Absorbed: 3550 W
Gas Consumption: 2170 kW



Secondary Oven

- Electric Static Oven
- 9 Cooking Programs
- 35 L Gross Capacity
- Max Temperature: 250 °C
- Electric Grill
- Rotisserie Function
- Digital Timer
- Fixed Oven Guides
- 1 Wire Shelf
- 1 Enamel Tray


Available also with gas grill upon request and special production

CSD126GV+E/2CI
 Item Code: 62010003
 EAN Code: 8022389008226



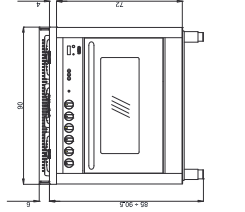
Cooktop Layout:

1 Aux | 1 Semi - Rapid | 2 Rapid | 1 Triple Crown



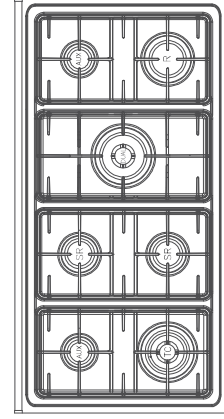
Technical Drawing (cm):

Dimensions (cm - WxDxH): 90x60x85-90,50



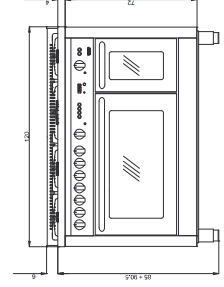
Cooktop Layout:

2 Aux | 2 Semi - Rapid | 1 Rapid | 1 Dual Crown | 1 Triple Crown



Technical Drawing (cm):

Dimensions (cm - WxDxH): 120x60x85-90,50



TECHNICAL TABLES

MODEL	C66GV/C	C66MF/C	C76GV/C	C76MF/C
Aesthetics	Curva	Curva	Curva	Curva
Dimensions (WxDxH) cm	60x60x85=90,50	60x60x85=90,50	70x60x85=90,50	70x60x85=90,50
Adj. Metal Feet	•	•	•	•
Power Absorbed	1550 W	2610 W	1550 W	2610 W
Gas Consumption	12,65 kW	9,35 kW	15,45 kW	12,15 kW
HOB FEATURES				
Type Of Cooking Top	Gas-Hob	Gas Hob	Gas Hob	Gas Hob
Number Of Gas Burners	4	4	5	5
Electric Ignition Under Knob	•	•	•	•
Cast Iron Pan Support	•	•	•	•
Gas-Stop Safety Device	•	•	•	•
Max Input Burners Auxiliary Burner	110 kW	110 kW	110 kW	110 kW
Max Input Burners Semi - Rapid Burner	175 kW	175 kW	175 kW	175 kW
Max Input Burners Rapid Burner	2,80 kW	2,80 kW	2,80 kW	2,80 kW
Max Input Burners Triple Crown Burner	3,70 kW	3,70 kW	3,70 kW	3,70 kW
Max Input Burners Dual Crown Burner (125 mm)	-	-	-	-
Max Input Burners Dual Crown Burner (145 mm)	-	-	-	-
OVEN FEATURES				
Number Of Oven	1	1	1	1
Timer	Digital Timer	Digital Timer	Digital Timer	Digital Timer
Programmer Type	-	-	-	-
Grill Type	Electric Grill	Electric Grill	Electric Grill	Electric Grill
Gas-Stop Safety Device	•	•	•	•
Number Of Fan	1	1	1	1
Tempered Triple Glass Door	•	•	•	•
Cooling Fan	-	-	-	-
Rotisserie Function	-	-	-	-
"Easy To Clean" Enamel	-	-	-	-
MAIN OVEN				
Internal Dimensions (WxDxH) cm	47,90x40x36,90	Multifunction Electric	Connection Gas	Multifunction Electric
Cooking Programs	3	47,90x40x36,90	47,90x40x36,90	47,90x40x36,90
Max Temperature (°C)	270 °C	9	270 °C	240 °C
Gross Capacity (L)	72 L	72 L	72 L	72 L
Oven Shelf Support	Telescopic at 2 Levels	Telescopic at 2 Levels	Telescopic at 2 Levels	Telescopic at 2 Levels
Wire Shelf	2	2	2	2
Enamel Tray	1	1	1	1
Max Power Absorbed By Bottom Heat	-	1650 W	-	1650 W
Max Power Absorbed By Top Heat	-	900 W	-	900 W
Max Power Absorbed By Grill	1500 W	1500 W	1500 W	1500 W
Max Power Absorbed By Maxi - Grill	2400 W	2400 W	2400 W	2400 W
Max Power Absorbed By Fan	2000 W	2000 W	2000 W	2000 W
Max Gas Burner Consumption	3,30 kW	-	3,30 kW	-
SECONDARY OVEN				
Internal Dimensions (WxDxH) cm	-	-	-	-
Cooking Programs	-	-	-	-
Max Temperature (°C)	-	-	-	-
Gross Capacity (L)	-	-	-	-
Oven Shelf Support	-	-	-	-
Wire Shelf	-	-	-	-
Enamel Tray	-	-	-	-
Max Power Absorbed By Bottom Heat	-	-	-	-
Max Power Absorbed By Top Heat	-	-	-	-
Max Power Absorbed By Grill	-	-	-	-
Max Power Absorbed By Maxi - Grill	-	-	-	-
Max Power Absorbed By Fan	-	-	-	-
Ref. Page.	18	18	19	19

TECHNICAL TABLES

MODEL	C696GV/C	C696MF/C	CSD26GV/F/2CI
Aesthetics	Curva	Curva	Curva
Dimensions (WxDxH) cm	90x60x85=90,50	90x60x85=90,50	120x60x85=90,50
Adj. Metal Feet	•	•	•
Power Absorbed	1950 W	3000 W	3550 W
Gas Consumption	17,15 kW	12,15 kW	21,70 kW
HOB FEATURES			
Type Of Cooking Top	Gas-Hob	Gas Hob	Gas Hob
Number Of Gas Burners	5	5	7
Electric Ignition Under Knob	•	•	•
Cast Iron Pan Support	•	•	•
Gas-Stop Safety Device	•	•	•
Max Input Burners Auxiliary Burner	110 kW	110 kW	110 kW
Max Input Burners Semi - Rapid Burner	175 kW	175 kW	175 kW
Max Input Burners Rapid Burner	2,80 kW	2,80 kW	2,80 kW
Max Input Burners Triple Crown Burner	3,70 kW	3,70 kW	3,70 kW
Max Input Burners Dual Crown Burner (125 mm)	-	-	-
Max Input Burners Dual Crown Burner (145 mm)	-	-	-
OVEN FEATURES			
Number Of Oven	1	1	2
Timer	Digital Timer	Digital Timer	Digital Timer
Programmer Type	-	-	-
Grill Type	Electric Grill	Electric Grill	Electric Grill
Gas-Stop Safety Device	•	•	•
Number Of Fan	1	1	1
Tempered Triple Glass Door	•	•	•
Cooling Fan	-	-	-
Rotisserie Function	-	-	-
"Easy To Clean" Enamel	-	-	-
MAIN OVEN			
Internal Dimensions (WxDxH) cm	67,80x40x37	Connection Gas	Multifunction Electric
Cooking Programs	3	67,80x40x37	67,80x40x37
Max Temperature (°C)	270 °C	270 °C	250 °C
Gross Capacity (L)	101 L	101 L	101 L
Oven Shelf Support	Telescopic at 2 Levels	Telescopic at 2 Levels	Telescopic at 2 Levels
Wire Shelf	2	2	2
Enamel Tray	1	1	1
Max Power Absorbed By Bottom Heat	-	1750 W	-
Max Power Absorbed By Top Heat	-	1000 W	-
Max Power Absorbed By Grill	1750 W	2000 W	1750 W
Max Power Absorbed By Maxi - Grill	3000 W	3000 W	3000 W
Max Power Absorbed By Fan	2500 W	2500 W	2500 W
Max Gas Burner Consumption	5,00 kW	-	5,00 kW
SECONDARY OVEN			
Internal Dimensions (WxDxH) cm	-	-	-
Cooking Programs	-	-	-
Max Temperature (°C)	-	-	-
Gross Capacity (L)	-	-	-
Oven Shelf Support	-	-	-
Wire Shelf	-	-	-
Enamel Tray	-	-	-
Max Power Absorbed By Bottom Heat	-	-	-
Max Power Absorbed By Top Heat	-	-	-
Max Power Absorbed By Grill	-	-	-
Max Power Absorbed By Maxi - Grill	-	-	-
Max Power Absorbed By Fan	-	-	-
Ref. Page.	20	20	21

MAXIMA LINE

PRECISION BY DESIGN

SCULPTED PERFORMANCE

The Maxima line represents the essence of Lofra's "total stainless steel" concept, where iconic design meets cutting-edge technology.

Designed for the most demanding customers, it stands out for its high-quality steel, which undergoes mechanical and ecological polishing: eliminating any roughness without chemical agents, the surface is so smooth that dirt slides off with just hot water.

With its classic look and great versatility, Maxima guarantees maximum durability and professional results.

It's the right choice for those looking for a durable, minimalist cooker with timeless Italian style.





M66GV/C

Item Code: 41020100
EAN Code: 80222389012353

Cooktop

- Gas Cooktop
- Mirror Polished
- 3 Gas Burners
- 1 Triple Crown
- Gas-Stop Safety Device

Adjustable Metal Feet

- 1 Enamel Tray

Available also with gas grill upon request and special production

Power Absorbed: 1550 W
Gas Consumption: 12,65 kW



M66MF/C - Oven

- Multifunction Electric
- 9 Cooking Programs
- 72 L Gross Capacity
- Max Temperature: 240 °C
- Electric Grill
- Analog Timer
- Fixed Oven Guides
- 2 Wire Shelves
- 1 Enamel Tray

Power Absorbed: 2610 W
Gas Consumption: 9,35 kW



M66MF/C

Item Code: 60020038
EAN Code: 80222389012315

Cooktop

- Gas Cooktop
- Mirror Polished
- 4 Gas Burners
- 1 Triple Crown
- Gas-Stop Safety Device

Adjustable Metal Feet

- 1 Enamel Tray

Available also with gas grill upon request and special production

Power Absorbed: 1550 W
Gas Consumption: 15,45 kW



M76GV/C - Oven

- Convection Gas
- Gas-Stop Safety Device
- 72 L Gross Capacity
- Max Temperature: 270 °C
- Electric Grill
- Analog Timer
- Fixed Oven Guides
- 2 Wire Shelves
- 1 Enamel Tray

Power Absorbed: 2610 W
Gas Consumption: 12,15 kW



M76GV/C

Item Code: 41110095
EAN Code: 80222389012377

M76MF/C - Oven

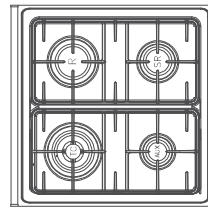
- Multifunction Electric
- 9 Cooking Programs
- 72 L Gross Capacity
- Max Temperature: 240 °C
- Electric Grill
- Analog Timer
- Fixed Oven Guides
- 2 Wire Shelves
- 1 Enamel Tray

Power Absorbed: 2610 W
Gas Consumption: 12,15 kW



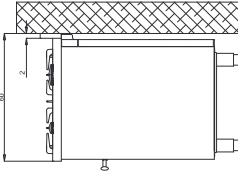
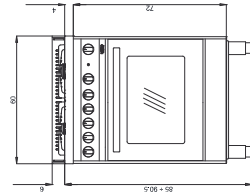
Cooktop Layout:

1 Aux | 1 Semi - Rapid | 1 Rapid | 1 Triple Crown



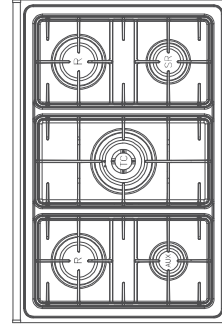
Technical Drawing (cm):

Dimensions (cm - WxDxH): 60x60x85-90,50



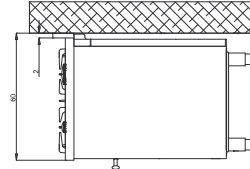
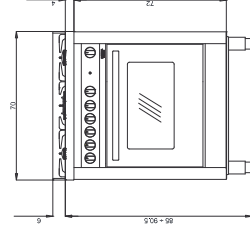
Cooktop Layout:

1 Aux | 1 Semi - Rapid | 2 Rapid | 1 Triple Crown



Technical Drawing (cm):

Dimensions (cm - WxDxH): 70x60x85-90,50





MG86GV/C
Item Code: 41050081
EAN Code: 80222389012551

- Cooktop**
- Gas Cooktop
 - Mirror Polished
 - 4 Gas Burners
 - 1 Triple Crown
 - Gas-Stop Safety Device
- Adjustable Metal Feet**

Available also with gas grill upon request and special production

Power Absorbed: 1850 W
Gas Consumption: 1715 kW



MG86MF/C
Item Code: 60050008
EAN Code: 80222389012438

- MG86MF/C - Oven**
- Multifunction Electric
 - 9 Cooking Programs
 - 101 L Gross Capacity
 - Max Temperature: 250 °C
 - Electric Grill
 - Analog Timer
 - Fixed Oven Guides
 - 2 Wire Shelves
 - 1 Enamel Tray

Power Absorbed: 3100 W
Gas Consumption: 1215 kW



MT86GV/C
Item Code: 41240005
EAN Code: 80222389012537

- Cooktop**
- Gas Cooktop
 - Mirror Polished
 - 4 Gas Burners
 - 1 Triple Crown
 - Gas-Stop Safety Device
- Adjustable Metal Feet**

Power Absorbed: 1550 W
Gas Consumption: 15,45 kW



- MT86GV/C - Oven**
- Convection Gas
 - Gas-Stop Safety Device
 - 72 L Gross Capacity
 - Max Temperature: 270 °C
 - Electric Grill
 - Analog Timer
 - Fixed Oven Guides
 - 2 Wire Shelves
 - 1 Enamel Tray

Power Absorbed: 2605 W
Gas Consumption: 15,45 kW



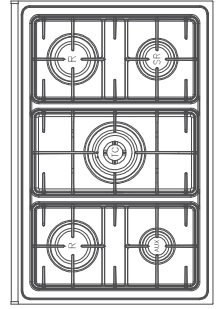
MT86MF/C
Item Code: 60240003
EAN Code: 80222389012544

- MT86MF/C - Oven**
- Multifunction Electric
 - 9 Cooking Programs
 - 72 L Gross Capacity
 - Max Temperature: 240 °C
 - Electric Grill
 - Analog Timer
 - Fixed Oven Guides
 - 2 Wire Shelves
 - 1 Enamel Tray

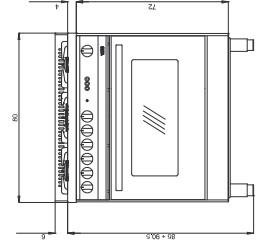
Power Absorbed: 2605 W
Gas Consumption: 15,45 kW



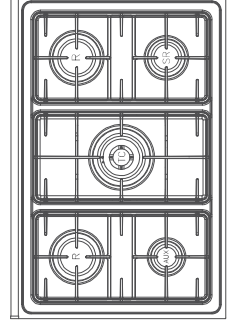
Cooktop Layout:
1 Aux | 1 Semi - Rapid | 2 Rapid | 1 Triple Crown



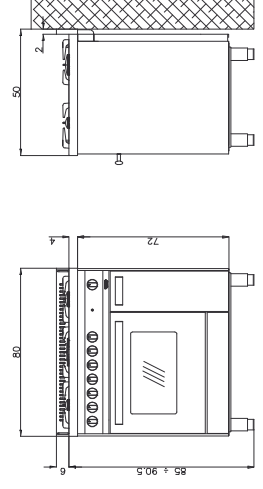
Technical Drawing (cm):
Dimensions (cm - WxDxH): 80x60x85-90,50



Cooktop Layout:
1 Aux | 1 Semi - Rapid | 2 Rapid | 1 Triple Crown



Technical Drawing (cm):
Dimensions (cm - WxDxH): 80x60x85-90,50





MG96GV/C
Item Code: 41060103
EAN Code: 80222389012629

- Cooktop**
- Gas Cooktop
 - Mirror Polished
 - 4 Gas Burners
 - 1 Triple Crown
 - Gas-Stop Safety Device
- Adjustable Metal Feet**

Available also with gas grill upon request and special production

Power Absorbed: 1850 W
Gas Consumption: 17.15 kW



MG96MF/C
Item Code: 60060045
EAN Code: 80222389012636

- MG96MF/C - Oven**
- Multifunction Electric
 - 9 Cooking Programs
 - 101 L Gross Capacity
 - Max. Temperature: 250 °C
 - Electric Grill
 - Analog Timer
 - Fixed Oven Guides
 - 2 Wire Shelves
 - 1 Enamel Tray

Power Absorbed: 3100 W
Gas Consumption: 12.15 kW



MT96GV/C
Item Code: 41230011
EAN Code: 80222389012582

- Cooktop**
- Gas Cooktop
 - Mirror Polished
 - 4 Gas Burners
 - 1 Triple Crown
 - Gas-Stop Safety Device
- Adjustable Metal Feet**

Available also with gas grill upon request and special production

Power Absorbed: 1550 W
Gas Consumption: 8.75 kW



MT96MF/C
Item Code: 60230007
EAN Code: 80222389012599

- MT96MF/C - Oven**
- Multifunction Electric
 - 9 Cooking Programs
 - 72 L Gross Capacity
 - Max. Temperature: 240 °C
 - Electric Grill
 - Analog Timer
 - Fixed Oven Guides
 - 2 Wire Shelves
 - 1 Enamel Tray


Available also with gas grill upon request and special production

Power Absorbed: 2600 W
Gas Consumption: 15.45 kW



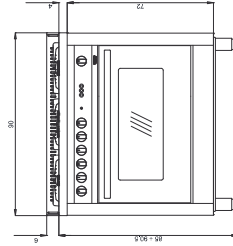
Cooktop Layout:

1 Aux | 1 Semi - Rapid | 2 Rapid | 1 Triple Crown



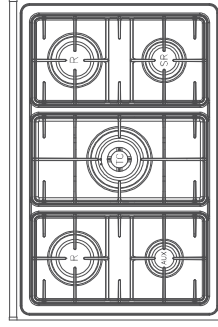
Technical Drawing (cm):

Dimensions (cm - WxDxH): 90x60x85-90.50



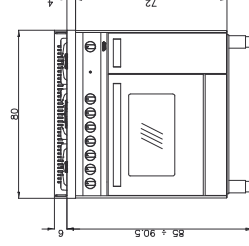
Cooktop Layout:

1 Aux | 1 Semi - Rapid | 2 Rapid | 1 Triple Crown



Technical Drawing (cm):

Dimensions (cm - WxDxH): 90x60x85-90.50





MG96GV/CIS
Item Code: 41060104
EAN Code: 80222389012391

- Cooktop**
- Gas Cooktop
 - Mirror Polished
 - 5 Gas Burners
 - 1 Triple Crown
 - Gas-Stop Safety Device
- Adjustable Metal Feet**

Available also with gas grill upon request and special production

Power Absorbed: 1820 W
Gas Consumption: 17,15 kW



MG96MF/CIS
Item Code: 60060046
EAN Code: 80222389012414

- MG96MF/CIS - Oven**
- Multifunction Electric
 - 9 Cooking Programs
 - 101 L Gross Capacity
 - Max Temperature: 250 °C
 - Electric Grill
 - Analog Timer
 - Fixed Oven Guides
 - 2 Wire Shelves
 - 1 Enamel Tray

Power Absorbed: 3070 W
Gas Consumption: 12,15 kW



MR96GV/C
Item Code: 41230012
EAN Code: 80222389012605

- Cooktop**
- Gas Cooktop
 - Mirror Polished
 - 4 Gas Burners
 - 1 Triple Crown
 - Gas-Stop Safety Device
- Adjustable Metal Feet**

Power Absorbed: 1550 W
Gas Consumption: 12,15 kW



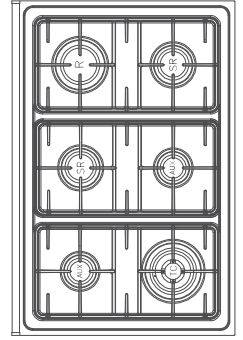
MR96MF/C
Item Code: 60230008
EAN Code: 80222389012612

- MR96MF/C - Oven**
- Multifunction Electric
 - 9 Cooking Programs
 - 72 L Gross Capacity
 - Max Temperature: 240 °C
 - Electric Grill
 - Analog Timer
 - Fixed Oven Guides
 - 2 Wire Shelves
 - 1 Enamel Tray

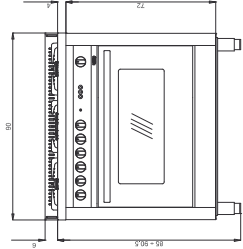
Power Absorbed: 2600 W
Gas Consumption: 15,35 kW



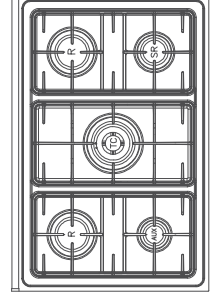
Cooktop Layout:
2 Aux | 2 Semi - Rapid | 1 Rapid | 1 Triple Crown



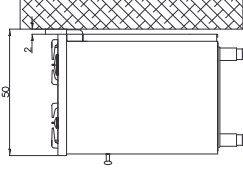
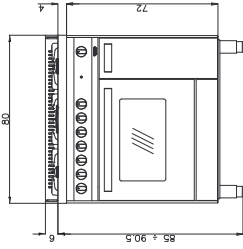
Technical Drawing (cm):
Dimensions (cm - WxDxH): 90x60x85-90,50



Cooktop Layout:
1 Aux | 1 Semi - Rapid | 2 Rapid | 1 Triple Crown



Technical Drawing (cm):
Dimensions (cm - WxDxH): 90x60x85-90,50



TECHNICAL TABLES

MODEL	M66GV/C	M66MF/C	M76GV/C	M76MF/C
Aesthetics	Maxima	Maxima	Maxima	Maxima
Dimensions (WxDxH) cm	60x60x85=90-50	60x60x85=90-50	70x60x85=90-50	70x60x85=90-50
Adj. Metal Feet	•	•	•	•
Power Absorbed	1550 W	2600 W	1550 W	2600 W
Gas Consumption	12.65 kW	9.35 kW	15.45 kW	12.15 kW
HOB FEATURES				
Type Of Cooking Top	Gas Hob	Gas Hob	Gas Hob	Gas Hob
Number Of Gas Burners	4	4	5	5
Electric Ignition Under Knob	•	•	•	•
Cast Iron Pan Support	•	•	•	•
Gas-Stop Safety Device	•	•	•	•
Max Input Burners Auxiliary Burner	110 kW	110 kW	110 kW	110 kW
Max Input Burners Semi - Rapid Burner	175 kW	175 kW	175 kW	175 kW
Max Input Burners Rapid Burner	280 kW	280 kW	280 kW	280 kW
Max Input Burners Triple Crown Burner	370 kW	370 kW	370 kW	370 kW
Max Input Burners Dual Crown Burner (125 mm)	-	-	-	-
Max Input Burners Dual Crown Burner (145 mm)	-	-	-	-
Number Of Electric Zones	-	-	-	-
Booster Max. Input Induction Zone Ø 150 mm	-	-	-	-
Booster Max. Input Induction Zone Ø 170 mm	-	-	-	-
Booster Max. Input Induction Zone Ø 190 mm	-	-	-	-
Booster Max. Input Induction Zone Ø 210 mm	-	-	-	-
Booster Max. Input Induction Zone Ø 260 mm	-	-	-	-
Power Indicator	-	-	-	-
Residual Heat Indicator Light	-	-	-	-
Timer	-	-	-	-
Child Lock	-	-	-	-
OVEN FEATURES				
Number Of Oven	1	1	1	1
Timer	Analog Timer	Analog Timer	Analog Timer	Analog Timer
Programmer Type	-	-	-	-
Grill Type	Electric Grill	Electric Grill	Electric Grill	Electric Grill
Gas-Stop Safety Device	•	•	•	•
Number Of Fan	1	1	1	1
Tempered Triple glass Door	•	•	•	•
Cooling Fan	•	•	•	•
Rotisserie Function	-	-	-	-
"Easy To Clean" Enamel	-	-	-	-
MAIN OVEN				
Internal Dimensions (WxDxH) cm	Convection Gas	Multifunction Electric	Convection Gas	Multifunction Electric
47.90x40x36.90	47.90x40x36.90	47.90x40x36.90	47.90x40x36.90	47.90x40x36.90
Cooking Programs	3	9	3	9
Max Temperature (°C)	270 °C	240 °C	270 °C	240 °C
Gross Capacity (L)	72 L	72 L	72 L	72 L
Oven Shelf Support	Fixed	Fixed	Fixed	Fixed
Wire Shelf	2	2	2	2
Enamel Tray	1	1	1	1
Max Power Absorbed By Bottom Heat	•	1650 W	•	1650 W
Max Power Absorbed By Top Heat	•	900 W	•	900 W
Max Power Absorbed By Grill	1500 W	1500 W	1500 W	1500 W
Max Power Absorbed By Maxi - Grill	2400 W	2400 W	2400 W	2400 W
Max Power Absorbed By Fan	•	2000 W	•	2000 W
Max Gas Burner Consumption	3.30 kW	-	3.30 kW	-
SECONDARY OVEN				
Internal Dimensions (WxDxH) cm	-	-	-	-
Cooking Programs	-	-	-	-
Max Temperature (°C)	-	-	-	-
Gross Capacity (L)	-	-	-	-
Oven Shelf Support	-	-	-	-
Wire Shelf	-	-	-	-
Enamel Tray	-	-	-	-
Max Power Absorbed By Bottom Heat	-	-	-	-
Max Power Absorbed By Top Heat	-	-	-	-
Max Power Absorbed By Grill	-	-	-	-
Max Power Absorbed By Maxi - Grill	-	-	-	-
Max Power Absorbed By Fan	-	-	-	-
Ref. Page.	26	26	27	27

TECHNICAL TABLES

MODEL	MG86GV/C	MG86MF/C	MT86GV/C	MT86MF/C
Aesthetics	Maxima	Maxima	Maxima	Maxima
Dimensions (WxDxH) cm	80x60x85=90-50	80x60x85=90-50	80x60x85=90-50	80x60x85=90-50
Adj. Metal Feet	•	•	•	•
Power Absorbed	1850 W	3100 W	1550 W	2605 W
Gas Consumption	17.15 kW	12.15 kW	12.15 kW	15.45 kW
HOB FEATURES				
Type Of Cooking Top	Gas Hob	Gas Hob	Gas Hob	Gas Hob
Number Of Gas Burners	5	5	5	5
Electric Ignition Under Knob	•	•	•	•
Cast Iron Pan Support	•	•	•	•
Gas-Stop Safety Device	•	•	•	•
Max Input Burners Auxiliary Burner	110 kW	110 kW	110 kW	110 kW
Max Input Burners Semi - Rapid Burner	175 kW	175 kW	175 kW	175 kW
Max Input Burners Rapid Burner	280 kW	280 kW	280 kW	280 kW
Max Input Burners Triple Crown Burner	370 kW	370 kW	370 kW	370 kW
Max Input Burners Dual Crown Burner (125 mm)	-	-	-	-
Max Input Burners Dual Crown Burner (145 mm)	-	-	-	-
Number Of Electric Zones	-	-	-	-
Booster Max. Input Induction Zone Ø 150 mm	-	-	-	-
Booster Max. Input Induction Zone Ø 170 mm	-	-	-	-
Booster Max. Input Induction Zone Ø 190 mm	-	-	-	-
Booster Max. Input Induction Zone Ø 210 mm	-	-	-	-
Booster Max. Input Induction Zone Ø 260 mm	-	-	-	-
Power Indicator	-	-	-	-
Residual Heat Indicator Light	-	-	-	-
Timer	-	-	-	-
Child Lock	-	-	-	-
OVEN FEATURES				
Number Of Oven	1	1	1	1
Timer	Analog Timer	Analog Timer	Analog Timer	Analog Timer
Programmer Type	-	-	-	-
Grill Type	Electric Grill	Electric Grill	Electric Grill	Electric Grill
Gas-Stop Safety Device	•	•	•	•
Number Of Fan	1	1	1	1
Tempered Triple glass Door	•	•	•	•
Cooling Fan	•	•	•	•
Rotisserie Function	-	-	-	-
"Easy To Clean" Enamel	-	-	-	-
MAIN OVEN				
Internal Dimensions (WxDxH) cm	Convection Gas	Multifunction Electric	Convection Gas	Multifunction Electric
67.80x40x37	67.80x40x37	67.80x40x37	67.80x40x37	67.80x40x37
Cooking Programs	3	9	3	9
Max Temperature (°C)	260 °C	240 °C	270 °C	240 °C
Gross Capacity (L)	101 L	72 L	72 L	72 L
Oven Shelf Support	Fixed	Fixed	Fixed	Telescopic at 2 Levels
Wire Shelf	2	2	2	2
Enamel Tray	1	1	1	1
Max Power Absorbed By Bottom Heat	•	1750 W	•	1650 W
Max Power Absorbed By Top Heat	•	1000 W	•	900 W
Max Power Absorbed By Grill	1750 W	2000 W	1750 W	1500 W
Max Power Absorbed By Maxi - Grill	2400 W	3000 W	2400 W	2400 W
Max Power Absorbed By Fan	•	2500 W	•	2000 W
Max Gas Burner Consumption	5.00 kW	-	3.30 kW	-
SECONDARY OVEN				
Internal Dimensions (WxDxH) cm	-	-	-	-
Cooking Programs	-	-	-	-
Max Temperature (°C)	-	-	-	-
Gross Capacity (L)	-	-	-	-
Oven Shelf Support	-	-	-	-
Wire Shelf	-	-	-	-
Enamel Tray	-	-	-	-
Max Power Absorbed By Bottom Heat	-	-	-	-
Max Power Absorbed By Top Heat	-	-	-	-
Max Power Absorbed By Grill	-	-	-	-
Max Power Absorbed By Maxi - Grill	-	-	-	-
Max Power Absorbed By Fan	-	-	-	-
Ref. Page.	28	28	29	29

TECHNICAL TABLES

MODEL	MG96GV/C	MG96MF/C	MT96GV/C	MT96MF/C
Aesthetics	Maxima	Maxima	Maxima	Maxima
Dimensions (WxDxH) cm	90x60x85=90.50	90x60x85=90.50	90x60x85=90.50	90x60x85=90.50
Adj. Metal Feet	•	•	•	•
Power Absorbed	1850 W	3100 W	1550 W	2600 W
Gas Consumption	17.15 kW	12.15 kW	8.75 kW	15.45 kW
HOB FEATURES				
Type Of Cooking Top	Gas Hob	Gas Hob	Gas Hob	Gas Hob
Number Of Gas Burners	5	5	5	5
Electric Ignition Under Knob	•	•	•	•
Cast Iron Pan Support	•	•	•	•
Gas-Stop Safety Device	•	•	•	•
Max Input Burners Auxiliary Burner	110 kW	110 kW	110 kW	110 kW
Max Input Burners Semi - Rapid Burner	175 kW	175 kW	175 kW	175 kW
Max Input Burners Rapid Burner	280 kW	280 kW	280 kW	280 kW
Max Input Burners Triple Crown Burner	370 kW	370 kW	370 kW	370 kW
Max Input Burners Dual Crown Burner (145 mm)	-	-	-	-
Number Of Electric Zones	-	-	-	-
Booster Max. Input Induction Zone Ø 150 mm	-	-	-	-
Booster Max. Input Induction Zone Ø 170 mm	-	-	-	-
Booster Max. Input Induction Zone Ø 190 mm	-	-	-	-
Booster Max. Input Induction Zone Ø 210 mm	-	-	-	-
Booster Max. Input Induction Zone Ø 260 mm	-	-	-	-
Power Indicator	-	-	-	-
Residual Heat Indicator Light	-	-	-	-
Timer	-	-	-	-
Child Lock	-	-	-	-
OVEN FEATURES				
Number Of Oven	1	1	1	1
Timer	Analog Timer	Analog Timer	Analog Timer	Analog Timer
Programmer Type	-	-	-	-
Grill Type	Electric Grill	Electric Grill	Electric Grill	Electric Grill
Gas-Stop Safety Device	•	•	•	•
Number Of Fan	1	1	1	1
Tempered Triple glass Door	•	•	•	•
Cooling Fan	•	•	•	•
Rotisserie Function	-	-	-	-
"Easy To Clean" Enamel	-	-	-	-
MAIN OVEN				
Internal Dimensions (WxDxH) cm	67.80x40x37	Multifunction Electric 67.80x40x37	Convection Gas 67.80x40x37	Multifunction Electric 67.80x40x37
Cooking Programs	3	9	3	9
Max Temperature (°C)	260 °C	250 °C	270 °C	240 °C
Gross Capacity (L)	101 L	72 L	72 L	72 L
Oven Shelf Support	Fixed	Fixed	Fixed	Fixed
Wire Shelf	2	2	2	2
Enamel Tray	1	1	1	1
Max Power Absorbed By Bottom Heat	-	1750 W	1650 W	1650 W
Max Power Absorbed By Top Heat	-	1000 W	900 W	900 W
Max Power Absorbed By Grill	1750 W	2000 W	1500 W	1500 W
Max Power Absorbed By Maxi - Grill	-	3000 W	2400 W	2400 W
Max Power Absorbed By Fan	-	2500 W	-	2000 W
Max Gas Burner Consumption	5.00 kW	-	3.30 kW	-
SECONDARY OVEN				
Internal Dimensions (WxDxH) cm	-	-	-	-
Cooking Programs	-	-	-	-
Max Temperature (°C)	-	-	-	-
Gross Capacity (L)	-	-	-	-
Oven Shelf Support	-	-	-	-
Wire Shelf	-	-	-	-
Enamel Tray	-	-	-	-
Max Power Absorbed By Bottom Heat	-	-	-	-
Max Power Absorbed By Top Heat	-	-	-	-
Max Power Absorbed By Grill	-	-	-	-
Max Power Absorbed By Maxi - Grill	-	-	-	-
Max Power Absorbed By Fan	-	-	-	-
Ref. Page.	30	30	31	31

TECHNICAL TABLES

MODEL	MG96GV/C	MG96MF/C	MR96GV/C	MR96MF/C
Aesthetics	Maxima	Maxima	Maxima	Maxima
Dimensions (WxDxH) cm	90x60x85=90.50	90x60x85=90.50	90x60x85=90.50	90x60x85=90.50
Adj. Metal Feet	•	•	•	•
Power Absorbed	1820 W	3070 W	1550 W	2600 W
Gas Consumption	17.15 kW	12.15 kW	12.15 kW	15.35 kW
HOB FEATURES				
Type Of Cooking Top	Gas Hob	Gas Hob	Gas Hob	Gas Hob
Number Of Gas Burners	6	6	5	5
Electric Ignition Under Knob	•	•	•	•
Cast Iron Pan Support	•	•	•	•
Gas-Stop Safety Device	•	•	•	•
Max Input Burners Auxiliary Burner	110 kW	110 kW	110 kW	110 kW
Max Input Burners Semi - Rapid Burner	175 kW	175 kW	175 kW	175 kW
Max Input Burners Rapid Burner	280 kW	280 kW	280 kW	280 kW
Max Input Burners Triple Crown Burner	370 kW	370 kW	370 kW	370 kW
Max Input Burners Dual Crown Burner (145 mm)	-	-	-	-
Number Of Electric Zones	-	-	-	-
Booster Max. Input Induction Zone Ø 150 mm	-	-	-	-
Booster Max. Input Induction Zone Ø 170 mm	-	-	-	-
Booster Max. Input Induction Zone Ø 190 mm	-	-	-	-
Booster Max. Input Induction Zone Ø 210 mm	-	-	-	-
Booster Max. Input Induction Zone Ø 260 mm	-	-	-	-
Power Indicator	-	-	-	-
Residual Heat Indicator Light	-	-	-	-
Timer	-	-	-	-
Child Lock	-	-	-	-
OVEN FEATURES				
Number Of Oven	1	1	1	1
Timer	Analog Timer	Analog Timer	Analog Timer	Analog Timer
Programmer Type	-	-	-	-
Grill Type	Electric Grill	Electric Grill	Electric Grill	Electric Grill
Gas-Stop Safety Device	•	•	•	•
Number Of Fan	1	1	1	1
Tempered Triple glass Door	•	•	•	•
Cooling Fan	•	•	•	•
Rotisserie Function	-	-	-	-
"Easy To Clean" Enamel	-	-	-	-
MAIN OVEN				
Internal Dimensions (WxDxH) cm	67.80x40x37	Multifunction Electric 67.80x40x37	Convection Gas 67.80x40x37	Multifunction Electric 67.80x40x37
Cooking Programs	3	9	3	9
Max Temperature (°C)	260 °C	250 °C	270 °C	240 °C
Gross Capacity (L)	101 L	72 L	72 L	72 L
Oven Shelf Support	Fixed	Fixed	Fixed	Fixed
Wire Shelf	2	2	2	2
Enamel Tray	1	1	1	1
Max Power Absorbed By Bottom Heat	-	1750 W	1650 W	1650 W
Max Power Absorbed By Top Heat	-	1000 W	900 W	900 W
Max Power Absorbed By Grill	1750 W	2000 W	1500 W	1500 W
Max Power Absorbed By Maxi - Grill	-	3000 W	2400 W	2400 W
Max Power Absorbed By Fan	-	2500 W	-	2000 W
Max Gas Burner Consumption	5.00 kW	-	3.30 kW	-
SECONDARY OVEN				
Internal Dimensions (WxDxH) cm	-	-	-	-
Cooking Programs	-	-	-	-
Max Temperature (°C)	-	-	-	-
Gross Capacity (L)	-	-	-	-
Oven Shelf Support	-	-	-	-
Wire Shelf	-	-	-	-
Enamel Tray	-	-	-	-
Max Power Absorbed By Bottom Heat	-	-	-	-
Max Power Absorbed By Top Heat	-	-	-	-
Max Power Absorbed By Grill	-	-	-	-
Max Power Absorbed By Maxi - Grill	-	-	-	-
Max Power Absorbed By Fan	-	-	-	-
Ref. Page.	32	32	33	33

PROFESSIONAL LINE EXPERTISE AT YOUR FINGERTIPS


INNOVATION IN EVERY DETAIL

In the kitchen, every second is precious and precision is essential.

The Professional range brings experience and professionalism into your home.

With its mirror-polished stainless steel, powerful gas or induction hobs, and multifunction ovens with temperatures up to 270°C, it turns every cooking session into a unique, high-performance experience.

The Up&Down and Quattroporte models offer unparalleled versatility and efficiency, with design and functionality blending perfectly to guarantee master chef results.



PROFESSIONAL

60 Up&Down



PUD66MFE/CI
Item Code: 60020023
EAN Code: 8022389006567

Cooktop

- Gas Cooktop
- Brushed Steel
- 3 Gas Burners
- 1 Triple Crown
- Gas-Stop Safety Device

Adjustable Metal Feet

Power Absorbed: 4780 W
Gas Consumption: 935 kW

Upper Oven

- Electric Static Oven
- 40 L Gross Capacity
- Max Temperature: 260 °C
- Electric Grill
- Fixed Oven Guides
- 1 Wire Shelf
- 1 Enamel Tray

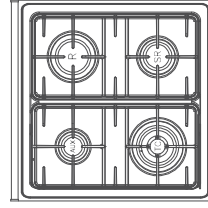
Main Oven

- Multifunction Electric
- Gas-Stop Safety Device
- 72 L Gross Capacity
- Max Temperature: 260 °C
- Electric Grill
- Digital Timer
- Telescopic Guides
- 2 Wire Shelves
- 1 Enamel Tray



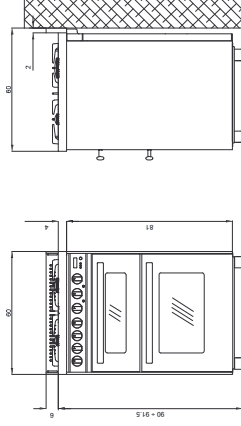
Cooktop Layout:

1 Aux | 1 Semi - Rapid | 1 Rapid | 1 Triple Crown



Technical Drawing (cm):

Dimensions (cm - WxDxH): 60x60x90-91.50



PROFESSIONAL

70 Up&Down



PUD76MFE/C
Item Code: 60T10016
EAN Code: 8022389006574

Cooktop

- Gas Cooktop
- Brushed Steel
- 4 Gas Burners
- 1 Triple Crown
- Gas-Stop Safety Device

Adjustable Metal Feet

Power Absorbed: 4780 W
Gas Consumption: 1215 kW

Main Oven

- Multifunction Electric
- 9 Cooking Programs
- 72 L Gross Capacity
- Max Temperature: 260 °C
- Electric Grill
- Digital Timer
- Telescopic Guides
- 2 Wire Shelves
- 1 Enamel Tray

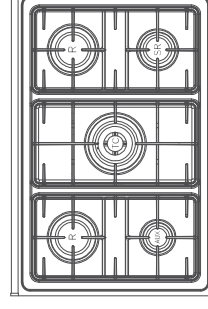
Upper Oven

- Electric Static Oven
- 40 L Gross Capacity
- Max Temperature: 260 °C
- Electric Grill
- Fixed Oven Guides
- 1 Wire Shelf
- 1 Enamel Tray



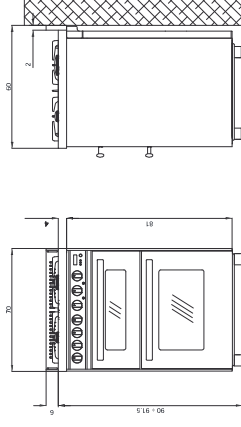
Cooktop Layout:

1 Aux | 1 Semi - Rapid | 2 Rapid | 1 Triple Crown



Technical Drawing (cm):

Dimensions (cm - WxDxH): 70x60x90-91.50





PG96MFT/CISF
 Item Code: 60060041
 EAN Code: 8022389010663

Cooktop

- Gas Cooktop
- Satin Finish
- 5 Gas Burners
- 1 Triple Crown
- Gas-Stop Safety Device
- Without Rear Splashback

Adjustable Metal Feet

Power Absorbed: 3086 W
Gas Consumption: 9.35 kW



Oven

- Multifunction Electric
- 9 Cooking Programs
- 101 L Gross Capacity
- Max Temperature: 260 °C
- Electric Grill
- Digital Timer
- Telescopic Guides
- 2 Wire Shelves
- 1 Enamel Tray



PD96MFE/CISF
 Item Code: 60220026
 EAN Code: 8022389010724

Cooktop

- Gas Cooktop
- Satin Finish
- 5 Gas Burners
- 1 Triple Crown
- Gas-Stop Safety Device
- Without Rear Splashback

Adjustable Metal Feet

Power Absorbed: 4351 W
Gas Consumption: 9.35 kW



Main Oven

- Multifunction Electric
- 9 Cooking Programs
- 70 L Gross Capacity
- Max Temperature: 260 °C
- Electric Grill
- Digital Timer
- Telescopic Guides
- 2 Wire Shelves
- 1 Enamel Tray


Secondary Oven

- Electric Static Oven
- 9 Cooking Programs
- 35 L Gross Capacity
- Max Temperature: 250 °C
- Electric Grill
- Fixed Oven Guides
- 1 Wire Shelf
- 1 Enamel Tray



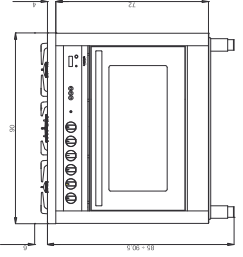
Cooktop Layout:

2 Aux | 2 Semi - Rapid | 1 Rapid | 1 Triple Crown



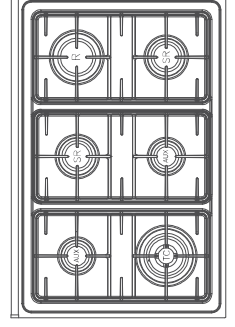
Technical Drawing (cm):

Dimensions (cm - WxDxH): 90x60x85-90.50



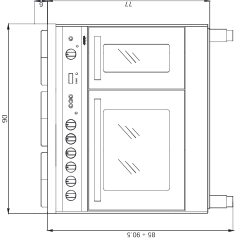
Cooktop Layout:

2 Aux | 2 Semi - Rapid | 1 Rapid | 1 Triple Crown



Technical Drawing (cm):

Dimensions (cm - WxDxH): 90x60x85-90.50



PROFESSIONAL 100



PG106MFT/VI
Item Code: 60250001
EAN Code: 8022389012704

Cooktop

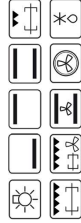
- Gas Cooktop
- Satin Finish
- 4 Gas Burners
- 1 Triple Crown
- Gas-Stop Safety Device

Adjustable Metal Feet

Power Absorbed: 3085 W
Gas Consumption: 12,95 kW

Main Oven

- Multifunction Electric
- 9 Cooking Programs
- 101 L Gross Capacity
- Max. Temperature: 270 °C
- Electric Grill
- Rotisserie Function
- Digital Touch Programmer
- Telescopic Guides
- 2 Wire Shelves
- 1 Enamel Tray



PROFESSIONAL 120



PD126MFT+E/2C12I
Item Code: 62010051
EAN Code: 8022389026305

Cooktop

- Power Limiter: 7400 W
- Main Oven
- Gas Cooktop
- Brushed Steel
- 3 Gas Burners
- 1 Dual Crown Ø 145 mm
- 1 Dual Crown Ø 115 mm
- Gas-Stop Safety Device
- Induction Zone
- Cooking Zones: 2 Booster Zones
- Levels: Up To 9 Levels
- 1 Heating Zone x Ø 210 mm
- 1 Heating Zone x Ø 145 mm
- Booster Level
- Heating Accelerator
- Child Lock
- Power Indicator
- Residual Heat Indicator Light
- Timer
- Controls: Frontal Touch Control



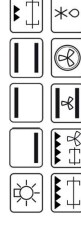
“Easy To Clean” Blue Enamelling Cooling Fan Adjustable Metal Feet

Power Absorbed: 4800 W
Gas Consumption: 16,90 kW

Available also in other colors upon request and special production

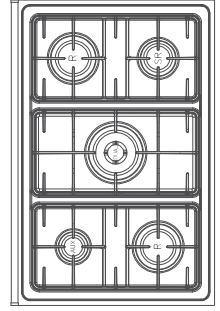
Secondary Oven

- Electric Static Oven
- 35 L Gross Capacity
- Max. Temperature: 250 °C
- Electric Grill
- Rotisserie Function
- Analog Programmer
- Fixed Oven Guides
- 2 Wire Shelves
- 1 Enamel Tray



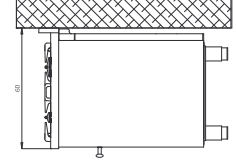
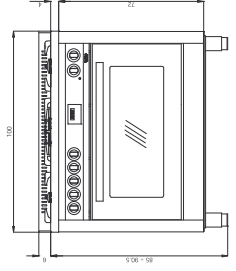
Cooktop Layout:

1 Aux | 1 Semi - Rapid | 2 Rapid | 11 Dual Crown



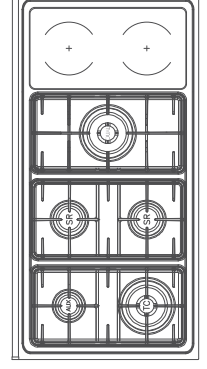
Technical Drawing (cm):

Dimensions (cm - WxDxH): 100x60x85-90.50



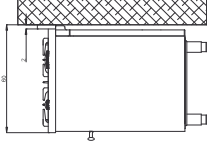
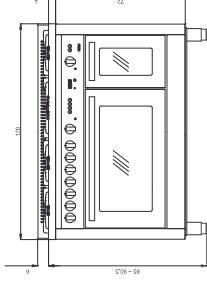
Cooktop Layout:

1 Aux | 2 Semi - Rapid | 2 Dual Crown | 2 Induction Zones



Technical Drawing (cm):

Dimensions (cm - WxDxH): 120x60x85-90.50



Also Available:



PD126GV+E/2CI - STAINLESS STEEL
 Item Code: 62010001
 EAN Code: 8022389008240

Cooktop

- Gas Cooktop
- Satin Finish
- 5 Gas Burners
- 1 Triple Crown
- 1 Dual Crown
- Gas-Stop Safety Device

Adjustable Metal Feet

- Power Absorbed: 3570 W
- Gas Consumption: 21.40 kW

Secondary Oven

- Electric Static Oven
- 9 Cooking Programs
- 35 L Gross Capacity
- Max Temperature: 250 °C
- Electric Grill
- Rotisserie Function
- Fixed Oven Guides
- 1 Wire Shelf
- 1 Enamel Tray

Available also with gas grill upon request and special production



PMND126GV+E/2CI - BLACK MATT
 Item Code: 62010011
 EAN Code: 8022389009513



PBPD126GV+E/2CI - PEARL WHITE
 Item Code: 62010010
 EAN Code: 8022389009506

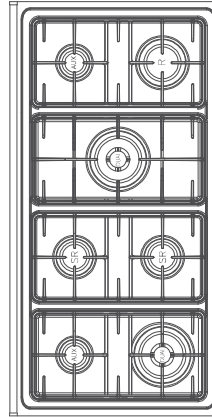
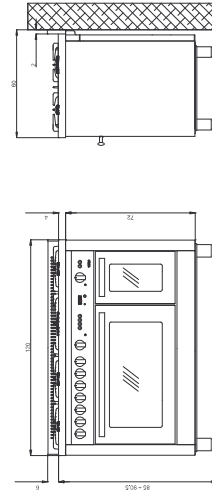


PBID126GV+E/2CI - IVORY
 Item Code: 62010009
 EAN Code: 8022389009490



PRD126GV+E/2CI - RED BURGUNDY
 Item Code: 62010012
 EAN Code: 8022389009520

Technical Drawing (cm):
 Dimensions (cm - WxDxH): 120x60x85-90.50



Cooktop Layout:
 2 Aux | 2 Semi - Rapid | 1 Rapid | 1 Dual Crown | 1 Triple Crown



PG126SMFET+DMFT/2AEO - YELLOW

Item Code: 62010028
EAN Code: 8022389019383

Cooktop

- Gas Cooktop
- Brushed Steel
- 5 Gas Burners
- 1 Dual Crown Ø 145 mm
- 1 Dual Crown Ø 125 mm
- Gas-Stop Safety Device

"Easy To Clean" Black Enameling

- Cooling Fan
- Adjustable Metal Feet

Lower Right

Storage Compartment

Power Absorbed: 7635 W
Gas Consumption: 16.90 kW



Upper Left Oven

- Electric Static Oven
- 40 L Gross Capacity
- Max Temperature: 250 °C
- Electric Grill
- Fixed Oven Guides
- 2 Wire Shelves
- 1 Enamel Tray



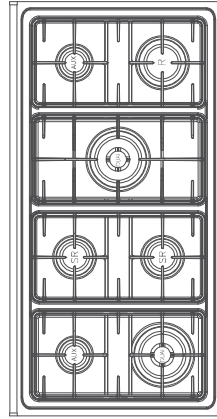
Lower Left Oven

- Multifunction Electric
- 5 Cooking Programs
- 72 L Gross Capacity
- Max Temperature: 270 °C
- Electric Grill
- Fixed Oven Guides
- 2 Wire Shelves
- 1 Enamel Tray



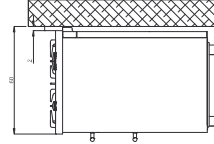
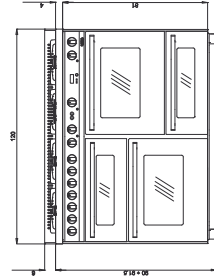
Cooktop Layout:

- 2 Aux | 2 Semi - Rapid | 2 Dual Crown



Technical Drawing (cm):

Dimensions (cm - WxDxH): 120x60x90-91.50



Also Available:



PNM126SMFET+DMFT/2AEO - BLACK MATT
Item Code: 62010024
EAN Code: 8022389012124



P126SMFET+DMFT/2AEO - STAINLESS STEEL
EAN Code: 62010023
EAN Code: 8022389019352



PBP126SMFET+DMFT/2AEO - PEARL WHITE
EAN Code: 62010026
EAN Code: 8022389019390



PBI126SMFET+DMFT/2AEO - IVORY
EAN Code: 62010025
EAN Code: 8022389019376



PR126SMFET+DMFT/2AEO - RED BURGUNDY
EAN Code: 62010027
EAN Code: 8022389019369

TECHNICAL TABLES

MODEL	PUD6MFE/Ci	PUD7MFE/C	PD96MFT/CiSf	PD96MFE/CiSf	PD96MTE/CiSf
Aesthetics	Professional	Professional	Professional	Professional	Professional
Dimensions (WxDxH) cm	60x60x90-91.50	70x60x90-91.50	90x60x90-90.50	90x60x90-90.50	90x60x90-90.50
Adj. Metal Feet	•	•	•	•	•
Power Absorbed	4780 W	4780 W	3086 W	3086 W	4351 W
Gas Consumption	9.35 kW	12.15 kW	9.35 kW	9.35 kW	9.35 kW
HOB FEATURES					
Type Of Cooking Top	Gas-Hob	Gas-Hob	Gas-Hob	Gas-Hob	Gas-Hob
Number Of Gas Burners	4	5	6	6	6
Electric Ignition Under Knob	•	•	•	•	•
Cast Iron Pan Support	•	•	•	•	•
Gas-Stop Safety Device	•	•	•	•	•
Max Input Burners Auxiliary Burner	110 kW	110 kW	110 kW	110 kW	110 kW
Max Input Burners Semi - Rapid Burner	175 kW	175 kW	175 kW	175 kW	175 kW
Max Input Burners Rapid Burner	280 kW	280 kW	280 kW	280 kW	280 kW
Max Input Burners Triple Crown Burner	3.70 kW	3.70 kW	3.70 kW	3.70 kW	3.70 kW
Max Input Burners Dual Crown Burner (125 mm)	-	-	-	-	-
Max Input Burners Dual Crown Burner (145 mm)	-	-	-	-	-
Number Of Electric Zones	-	-	-	-	-
Booster Max. Input Induction Zone Ø 150 mm	-	-	-	-	-
Booster Max. Input Induction Zone Ø 170 mm	-	-	-	-	-
Booster Max. Input Induction Zone Ø 190 mm	-	-	-	-	-
Booster Max. Input Induction Zone Ø 210 mm	-	-	-	-	-
Booster Max. Input Induction Zone Ø 260 mm	-	-	-	-	-
Power Indicator	-	-	-	-	-
Residual Heat Indicator Light	-	-	-	-	-
Timer	-	-	-	-	-
Child Lock	-	-	-	-	-
OVEN FEATURES					
Number Of Oven	2	2	2	2	2
Timer	•	•	•	•	•
Programmer Type	Digital Timer	Digital Timer	Digital Timer	Digital Timer	Digital Timer
Grill Type	Electric Grill	Electric Grill	Electric Grill	Electric Grill	Electric Grill
Gas-Stop Safety Device	-	-	-	-	-
Number Of Fan	1	1	1	1	1
Tempered Triple glass Door	•	•	•	•	•
Cooling Fan	•	•	•	•	•
Rotisserie Function	-	-	-	-	-
"Easy To Clean" Enamel	-	-	-	-	-
MAIN OVEN					
Internal Dimensions (WxDxH) cm	45x33x40	Multifunction Electric	Multifunction Electric	Multifunction Electric	Multifunction Electric
60x60x90-90.50	45x33x40	67.80x40x37	67.80x40x37	67.80x40x37	67.80x40x37
Cooking Programs	9	9	3	9	9
Max Temperature (°C)	260 °C	260 °C	270 °C	270 °C	260 °C
Gross Capacity (L)	72 L	72 L	72 L	72 L	72 L
Oven Shelf Support	Telescopic Shelves at 2 Level	Telescopic Shelves at 2 Level	Fixed	Telescopic Shelves at 2 Level	Telescopic Shelves at 2 Level
Wire Shelf	2	2	2	2	2
Enamel Tray	1	1	1	1	1
Max Power Absorbed By Bottom Heat	1650 W	1650 W	1200 W	1650 W	1650 W
Max Power Absorbed By Top Heat	900 W	900 W	500 W	900 W	900 W
Max Power Absorbed By Grill	1500 W	1500 W	1000 W	1500 W	1500 W
Max Power Absorbed By Maxi - Grill	2400 W	2400 W	2400 W	2400 W	2400 W
Max Power Absorbed By Fan	2000 W	2000 W	-	2000 W	2000 W
Max Gas Burner Consumption	-	-	-	-	-
SECONDARY OVEN					
Internal Dimensions (WxDxH) cm	47.90x44.80x17.60	Electric Static Oven	Electric Static Oven	Electric Static Oven	Electric Static Oven
60x60x90-90.50	47.90x44.80x17.60	47.90x44.80x17.60	47.90x44.80x17.60	47.90x44.80x17.60	47.90x44.80x17.60
Cooking Programs	9	9	9	9	9
Max Temperature (°C)	250 °C	250 °C	-	250 °C	250 °C
Gross Capacity (L)	40 L	40 L	35 L	35 L	35 L
Oven Shelf Support	Fixed	Fixed	Fixed	Fixed	Fixed
Wire Shelf	2	2	2	2	2
Enamel Tray	1	1	1	1	1
Max Power Absorbed By Bottom Heat	1200 W	1200 W	-	1200 W	1200 W
Max Power Absorbed By Top Heat	950 W	950 W	-	950 W	950 W
Max Power Absorbed By Grill	1900 W	1900 W	-	1900 W	1900 W
Max Power Absorbed By Maxi - Grill	-	-	-	-	-
Max Power Absorbed By Fan	-	-	-	-	-
Ref. Pages.	40	41	42	42	43

TECHNICAL TABLES

MODEL	PG06MFT/Ui	PD126MFT+E/CiZi	PD126GV+E/CiZi
Aesthetics	Professional	Professional	Professional
Dimensions (WxDxH) cm	100x60x85 - 90	90x60x85-90.50	90x60x85-90.50
Adj. Metal Feet	•	•	•
Power Absorbed	3085 W	3570 W	3570 W
Gas Consumption	12.95 kW	21.40 kW	21.40 kW
HOB FEATURES			
Type Of Cooking Top	Gas-Hob	Gas-Hob	Gas-Hob
Number Of Gas Burners	5	5	7
Electric Ignition Under Knob	•	•	•
Cast Iron Pan Support	•	•	•
Gas-Stop Safety Device	•	•	•
Max Input Burners Auxiliary Burner	110 kW	110 kW	110 kW
Max Input Burners Semi - Rapid Burner	175 kW	175 kW	175 kW
Max Input Burners Rapid Burner	280 kW	280 kW	280 kW
Max Input Burners Triple Crown Burner	3.70 kW	3.70 kW	3.70 kW
Max Input Burners Dual Crown Burner (125 mm)	-	-	-
Max Input Burners Dual Crown Burner (145 mm)	-	4.20 kW	4.20 kW
Number Of Electric Zones	-	2	-
Booster Max. Input Induction Zone Ø 150 mm	-	1200 W	-
Booster Max. Input Induction Zone Ø 170 mm	-	-	-
Booster Max. Input Induction Zone Ø 190 mm	-	-	-
Booster Max. Input Induction Zone Ø 210 mm	-	-	-
Booster Max. Input Induction Zone Ø 260 mm	-	-	-
Power Indicator	-	-	-
Residual Heat Indicator Light	-	-	-
Timer	-	-	-
Child Lock	-	-	-
OVEN FEATURES			
Number Of Oven	1	2	2
Timer	•	•	•
Programmer Type	Digital Touch Programmer	Digital Timer	Digital Timer
Grill Type	Electric Grill	Electric Grill	Electric Grill
Gas-Stop Safety Device	-	-	-
Number Of Fan	1	1	1
Tempered Triple glass Door	•	•	•
Cooling Fan	•	•	•
Rotisserie Function	•	•	•
"Easy To Clean" Enamel	-	-	-
MAIN OVEN			
Internal Dimensions (WxDxH) cm	Multifunction Electric	Multifunction Electric	Connection Gas
67.80x40x37	67.80x40x37	67.80x40x37	67.80x40x37
Cooking Programs	9	9	3
Max Temperature (°C)	270 °C	270 °C	260 °C
Gross Capacity (L)	101 L	101 L	101 L
Oven Shelf Support	Telescopic at 2 Levels	Telescopic at 2 Levels	Telescopic at 2 Levels
Wire Shelf	2	2	2
Enamel Tray	1	1	1
Max Power Absorbed By Bottom Heat	1750 W	1200 W	1200 W
Max Power Absorbed By Top Heat	1000 W	500 W	500 W
Max Power Absorbed By Grill	2000 W	1000 W	1000 W
Max Power Absorbed By Maxi - Grill	3000 W	-	-
Max Power Absorbed By Fan	2500 W	-	-
Max Gas Burner Consumption	-	-	-
SECONDARY OVEN			
Internal Dimensions (WxDxH) cm	Electric Static Oven	Electric Static Oven	Electric Static Oven
47.90x44.80x17.60	47.90x44.80x17.60	47.90x44.80x17.60	47.90x44.80x17.60
Cooking Programs	-	9	9
Max Temperature (°C)	-	250 °C	250 °C
Gross Capacity (L)	-	35 L	35 L
Oven Shelf Support	-	Fixed	Fixed
Wire Shelf	-	1	2
Enamel Tray	-	1	1
Max Power Absorbed By Bottom Heat	-	-	-
Max Power Absorbed By Top Heat	-	-	-
Max Power Absorbed By Grill	-	-	1750 W
Max Power Absorbed By Maxi - Grill	-	-	-
Max Power Absorbed By Fan	-	-	-
Ref. Pages.	44	45	46

TECHNICAL TABLES FOR QUATTROPORTE MODELS

MODEL	P...126SMFET+DMFT/2AEO
Aesthetics	Professional
Dimensions (WxDxH) cm	120x60x90x51,50
Adj. Metal Feet	•
Power Absorbed	7635 W
Gas Consumption	16,90 kW
HOB FEATURES	
Type Of Cooking Top	Gas Hob
Number Of Gas Burners	7
Electric Ignition Under Knob	•
Cast Iron Pan Support	•
Gas-Stop Safety Device	•
Max Input Burners Auxiliary Burner	110 kW
Max Input Burners Semi - Rapid Burner	175 kW
Max Input Burners Rapid Burner	-
Max Input Burners Triple Crown Burner	2700 kW
Max Input Burners Dial Crown Burner (125 mm)	4000 kW
Max Input Burners Dial Crown Burner (145 mm)	4500 kW
OVEN FEATURES	
Number Of Oven	4
Timer	-
Programmer Type	Digital Timer
Grill Type	Electric Grill
Number Of Fan	2
Tempered Triple Glass Door	•
Cooling Fan	•
Rotisserie Function	•
"Easy To Clean" Enamel	•
MAIN OVEN	
Internal Dimensions (WxDxH) cm	Upper Right - Multifunction Electric 47,90x40,63x39
Cooking Programs	9
Max Temperature (°C)	260 °C
Gross Capacity (L)	72 L
Oven Shelf Support	Telescopic Shelves at 2 Level
Wire Shelf	2
Enamel Tray	-
Max Power Absorbed By Bottom Heat	1650 W
Max Power Absorbed By Top Heat	900 W
Max Power Absorbed By Grill	1500 W
Max Power Absorbed By Mixt. - Grill	2400 W
Max Power Absorbed By Fan	2000 W
SECONDARY OVEN	
Internal Dimensions (WxDxH) cm	Lower Left - Electric Static 47,90x44,80x17,60
Cooking Programs	9
Max Temperature (°C)	250 °C
Gross Capacity (L)	40 L
Oven Shelf Support	Fixed Guide
Wire Shelf	2
Enamel Tray	1
Max Power Absorbed By Bottom Heat	1200 W
Max Power Absorbed By Top Heat	900 W
Max Power Absorbed By Grill	1900 W
Max Power Absorbed By Mixt. - Grill	-
Max Power Absorbed By Fan	-
THIRD OVEN	
Internal Dimensions (WxDxH) cm	Upper Left - Multifunction Electric 23x40,80x26,90
Cooking Programs	5
Max Temperature (°C)	270 °C
Gross Capacity (L)	72 L
Oven Shelf Support	Fixed Guide
Wire Shelf	2
Enamel Tray	1
Max Power Absorbed By Bottom Heat	1650 W
Max Power Absorbed By Top Heat	900 W
Max Power Absorbed By Grill	1500 W
Max Power Absorbed By Mixt. - Grill	-
Max Power Absorbed By Fan	-
LOWER RIGHT STORAGE COMPARTMENT	
Internal Dimensions (WxDxH) cm	Electric Static 24x28,80x10
Cooking Programs	-
Max Temperature (°C)	-
Gross Capacity (L)	40 L
Oven Shelf Support	-
Wire Shelf	-
Enamel Tray	-
Max Power Absorbed By Bottom Heat	-
Max Power Absorbed By Top Heat	-
Max Power Absorbed By Grill	-
Max Power Absorbed By Mixt. - Grill	200 W
Max Power Absorbed By Fan	-
Ref. Page	48



RAINBOW LINE THE JOY OF COLOUR

DESIGN YOUR DREAM KITCHEN


The Rainbow line brings an extra touch of joy to everyday life, blending Mediterranean colors with a robust, modern style.

The kitchen becomes a lively space, where freedom, simplicity, and the warmth of home meet the innovation of Italian design.

With its mirror-polished stainless steel gas or induction hob and multifunction ovens, Rainbow combines high performance with a colorful personality.

Available in sizes ranging from 60 to 90 cm to suit every need.

Every color of this line inspires creativity, and every detail celebrates the joy of cooking.



PROFESSIONAL 60 Induction Hob



PL66MFT/4I

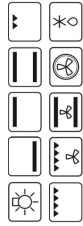
Item Code: 60020040
EAN Code: 8022389012711

Cooktop

- Induction Cooktop
- 4 Booster Cooking Zones
- Up To 9 Levels
- 2 Heating Zone Ø 215 mm
- 2 Heating Zone Ø 150 mm
- Booster Level
- Heating Accelerator
- Child Lock
- Power Indicator
- Residual Heat Indicator Light
- Timer
- Frontal Touch Control
- Limiter To 7400 W

Oven

- Multifunction Electric
- 9 Cooking Programs
- 72 L Gross Capacity
- Max Temperature: 270 °C
- Electric Grill
- Rotisserie Function
- Analog Programmer
- Telescopic Guides
- 2 Wire Shelves
- 1 Enamel Tray


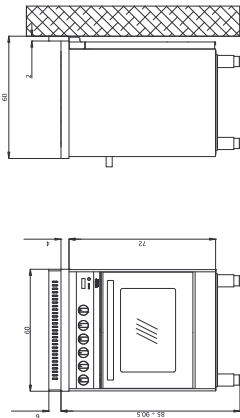
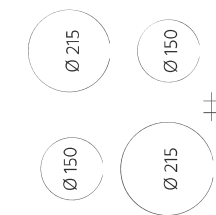


“Easy To Clean” Blue Enameling
Cooling Fan
Adjustable Metal Feet

Power Absorbed: 9810 W

Cooktop Layout:
2 x 150 Ø | 2 x 215 Ø

Technical Drawing (cm):
Dimensions (cm - WxDxH): 60x60x85-91.50



RAINBOW 60 Gas Oven

Also Available:



PNM66GVT/C - BLACK MATT

**Item Code: 41020097
EAN Code: 8022389008424**

Cooktop

- Gas Cooktop
- Mirror Polished
- 3 Gas Burners
- 1 Triple Crown
- Gas-Stop Safety Device

"Easy To Clean" Blue Enameling

- Cooling Fan
- Adjustable Metal Feet

Available also with gas grill upon request and special production

- Convection Gas
- Gas-Stop Safety Device
- 72 L Gross Capacity
- Max Temperature: 270 °C
- Electric Grill
- Digital Timer
- Digital Programmer
- Telescopic Guides
- 2 Wire Shelves
- 1 Enamel Tray

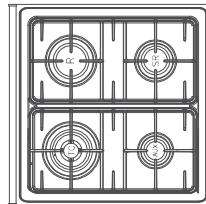
Power Absorbed: 1560 W

Gas Consumption: 12.65 kW



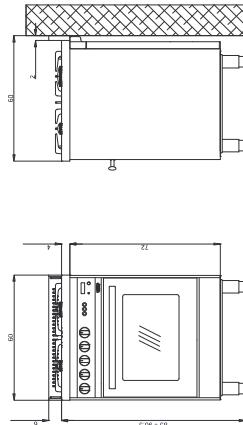
Cooktop Layout:

1 Aux | 1 Semi - Rapid | 1 Rapid | 1 Triple Crown



Technical Drawing (cm):

Dimensions (cm - WxDxH): 60x60x85-90,50



PL66GVT/C - STAINLESS STEEL
Item Code: 41020099
EAN Code: 8022389008448



PBP66GVT/C - PEARL WHITE
Item Code: 41020098
EAN Code: 8022389008431



PBI66GVT/C - IVORY
Item Code: 41020096
EAN Code: 8022389008417



PR66GVT/C - RED BURGUNDY
Item Code: 41020095
EAN Code: 8022389008400

RAINBOW 60 Electric Oven

Also Available:



PL66MFT/C - STAINLESS STEEL
Item Code: 60020034
EAN Code: 8022389008691

Cooktop

- Gas Cooktop
- Mirror Polished
- 3 Gas Burners
- 1 Triple Crown
- Gas-Stop Safety Device

"Easy To Clean" Blue Enameling

- Cooling Fan
- Adjustable Metal Feet

Oven

- Multifunction Electric
- 9 Cooking Programs
- 72 L Gross Capacity
- Max Temperature: 270 °C
- Electric Grill
- Digital Timer
- Telescopic Guides
- 2 Wire Shelves
- 1 Enamel Tray

Power Absorbed: 2610 W
Gas Consumption: 12.15 KW



PNM66MFT/C - BLACK MATT
Item Code: 60020032
EAN Code: 8022389008677



PBP66MFT/C - PEARL WHITE
Item Code: 60020033
EAN Code: 8022389008684

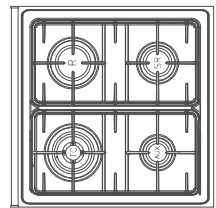
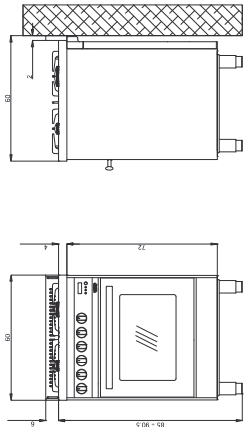


PBI66MFT/C - IVORY
Item Code: 60020031
EAN Code: 8022389008660



PR66MFT/C - RED BURGUNDY
Item Code: 60020030
EAN Code: 8022389008653

Technical Drawing (cm):
Dimensions (cm - WxDxH): 60x60x85-90,50



Cooktop Layout:
1 Aux | 1 Semi - Rapid | 1 Rapid | 1 Triple Crown

RAINBOW 70 Gas Oven

Also Available:



PBP76GVT/C - PEARL WHITE

**Item Code: 41110093
EAN Code: 8022389008486**

Cooktop

- Gas Cooktop
- Mirror Polished
- 4 Gas Burners
- 1 Triple Crown
- Gas-Stop Safety Device

"Easy To Clean" Blue Enameling

- Cooling Fan
- Adjustable Metal Feet

**Power Absorbed: 1570 W
Gas Consumption: 15.45 kW**

Available also with gas grill upon request and special production

Oven

- Convection Gas
- Gas-Stop Safety Device
- 72 L Gross Capacity
- Max Temperature: 270 °C
- Electric Grill
- Digital Timer
- Telescopic Guides
- 2 Wire Shelves
- 1 Enamel Tray



PNM76GVT/C - BLACK MATT
**Item Code: 41110092
EAN Code: 8022389008479**



PL76GVT/C - STAINLESS STEEL
**Item Code: 41110094
EAN Code: 8022389008493**



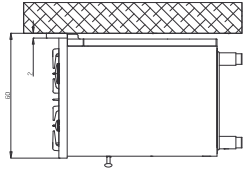
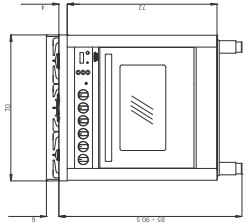
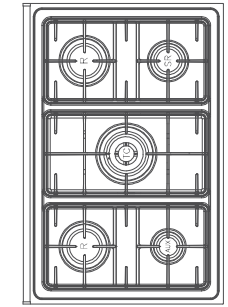
PBI76GVT/C - IVORY
**Item Code: 41110091
EAN Code: 8022389008462**



PR76GVT/C - RED BURGUNDY
**Item Code: 41110090
EAN Code: 8022389008455**

Technical Drawing (cm):

Dimensions (cm - WxDxH): 70x60x85-90.50



RAINBOW 70 Electric Oven

Also Available:



PB76MFT/C -
IVORY

Item Code: 60110022
EAN Code: 8022389008714

Cooktop

- Gas Cooktop
- Mirror Polished
- 4 Gas Burners
- 1 Triple Crown
- Gas-Stop Safety Device

"Easy To Clean" Blue Enameling

- Cooling Fan
- Adjustable Metal Feet

Oven

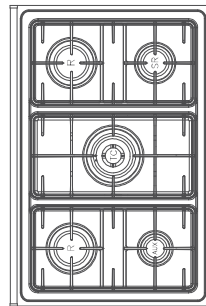
- Multifunction Electric
- 9 Cooking Programs
- 72 L Gross Capacity
- Max Temperature: 270 °C
- Electric Grill
- Digital Timer
- Telescopic Guides
- 2 Wire Shelves
- 1 Enamel Tray

Power Absorbed: 2610 W
Gas Consumption: 12.15 KW



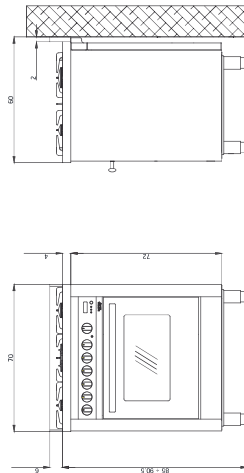
Cooktop Layout:

1 Aux | 1 Semi - Rapid | 2 Rapid | 1 Triple Crown



Technical Drawing (cm):

Dimensions (cm - WxDxH): 70x60x85-90.50



PNM76MFT/C - BLACK MATT
Item Code: 60110023
EAN Code: 8022389008721



PL76MFT/C - STAINLESS STEEL
Item Code: 60110025
EAN Code: 8022389008745



PBP76MFT/C - PEARL WHITE
Item Code: 60110024
EAN Code: 8022389008738



PR76MFT/C - RED BURGUNDY
Item Code: 60110021
EAN Code: 8022389008707



**PRG86GV/C -
RED BURGUNDY**

Item Code: 41050075
EAN Code: 8022389008509

Cooktop

- Gas Cooktop
- Mirror Polished
- 4 Gas Burners
- 1 Triple Crown
- Gas-Stop Safety Device

"Easy To Clean" Blue Enameling

- Cooling Fan
- Adjustable Metal Feet

Available also with gas grill upon request and special production

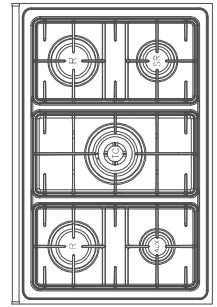
- Convection Gas
- Gas-Stop Safety Device
- 101 L Gross Capacity
- Max Temperature: 260 °C
- Electric Grill
- Digital Timer
- Telescopic Guides
- 2 Wire Shelves
- 1 Enamel Tray

Power Absorbed: 1820 W
Gas Consumption: 17.15 kW



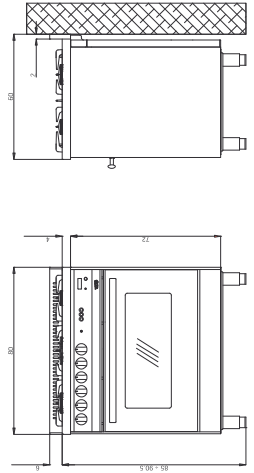
Cooktop Layout:

1 Aux | 1 Semi - Rapid | 2 Rapid | 1 Triple Crown



Technical Drawing (cm):

Dimensions (cm - WxDxH): 80x60x85-90.50



Also Available:



PNMG86GV/C - BLACK MATT
Item Code: 41050077
EAN Code: 8022389008523



PLG86GV/C - STAINLESS STEEL
Item Code: 41050079
EAN Code: 8022389008547



PBPG86GV/C - PEARL WHITE
Item Code: 41050078
EAN Code: 8022389008530



PBIG86GV/C - IVORY
Item Code: 41050076
EAN Code: 8022389008516



PNMG86MFT/C - BLACK MATT
Item Code: 60050005
EAN Code: 8022389008776

Cooktop

- Gas Cooktop
- Mirror Polished
- 4 Gas Burners
- 1 Triple Crown
- Gas-Stop Safety Device

"Easy To Clean" Blue Enameling

- Cooling Fan
- Adjustable Metal Feet

Power Absorbed: 3100 W

Gas Consumption: 12.15 KW



Oven

- Multifunction Electric
- 9 Cooking Programs
- 4 Gas Burners
- 101 L Gross Capacity
- Max Temperature: 260 °C
- Electric Grill
- Digital Timer
- Telescopic Guides
- 2 Wire Shelves
- 1 Enamel Tray

Also Available:



PLG86MFT/C - STAINLESS STEEL
Item Code: 60050007
EAN Code: 8022389008790



PBP86MFT/C - PEARL WHITE
Item Code: 60050006
EAN Code: 8022389008783




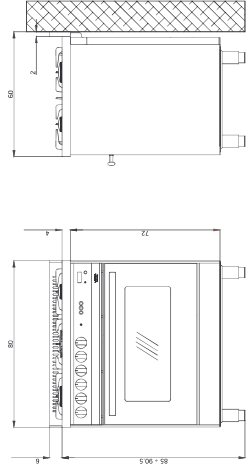
PBIG86MFT/C - IVORY
Item Code: 60050004
EAN Code: 8022389008769



PRG86MFT/C - RED BURGUNDY
Item Code: 60050003
EAN Code: 8022389008752

Technical Drawing (cm):

Dimensions (cm - WxDxH): 80x60x85-90.50



Cooktop Layout:

1 Aux | 1 Semi - Rapid | 2 Rapid | 1 Triple Crown



PLG96GV/C - STAINLESS STEEL

Item Code: 41060101
EAN Code: 8022389008592

Cooktop

- Gas Cooktop
- Mirror Polished
- 4 Gas Burners
- 1 Triple Crown
- Gas-Stop Safety Device

"Easy To Clean" Blue Enameling

- Cooling Fan
- Adjustable Metal Feet

Available also with gas grill upon request and special production


- Convection Gas
- Gas-Stop Safety Device
- 101 L Gross Capacity
- Max Temperature: 260 °C
- Electric Grill
- Digital Timer
- Telescopic Guides
- 2 Wire Shelves
- 1 Enamel Tray

Power Absorbed: 1840 W
Gas Consumption: 17.15 kW



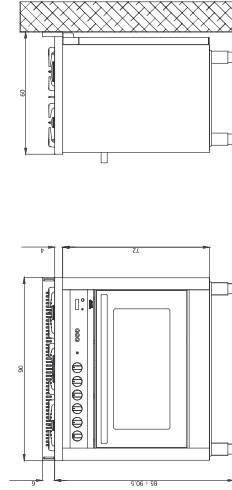
Cooktop Layout:

1 Aux | 1 Semi - Rapid | 2 Rapid | 1 Triple Crown



Technical Drawing (cm):

Dimensions (cm - WxDxH): 90x60x85-90.50



Also Available:



PNMG96GV/C - BLACK MATT
Item Code: 41060099
EAN Code: 8022389008578



PBPG96GV/C - PEARL WHITE
Item Code: 41060100
EAN Code: 8022389008585



PBIG96GV/C - IVORY
Item Code: 41060098
EAN Code: 8022389008561



PRG96GV/C - RED BURGUNDY
Item Code: 41060097
EAN Code: 8022389008554

RAINBOW 90 Electric Oven

Also Available:



PBPG96MFT/C - PEARL WHITE

Item Code: 60060033
EAN Code: 8022389008837

Cooktop

- Gas Cooktop
- Mirror Polished
- 4 Gas Burners
- 1 Triple Crown
- Gas-Stop Safety Device

"Easy To Clean" Blue Enameling

- Cooling Fan
- Adjustable Metal Feet

Oven

- Multifunction Electric
- 9 Cooking Programs
- 101 L Gross Capacity
- Max. Temperature: 260 °C
- Electric Grill
- Digital Timer
- Telescopic Guides
- 2 Wire Shelves
- 1 Enamel Tray

Power Absorbed: 3090 W
Gas Consumption: 12.15 KW



PNMG96MFT/C - BLACK MATT
Item Code: 60060032
EAN Code: 8022389008820



PLG96MFT/C - STAINLESS STEEL
Item Code: 60060034
EAN Code: 8022389008844



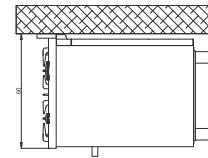
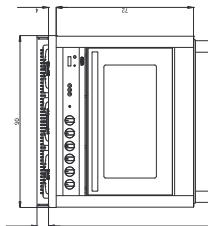
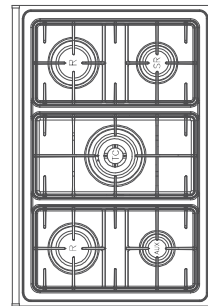
PBIG96MFT/C - IVORY
Item Code: 60060031
EAN Code: 8022389008813



PRG96MFT/C - RED BURGUNDY
Item Code: 60060030
EAN Code: 8022389008806

Technical Drawing (cm):

Dimensions (cm - WxDxH): 90x60x85-90.50



TECHNICAL TABLES

MODEL	P...66MFT/4I	P...66GVTC	P...66MFT/C	P...76GVTC	P...76MFT/C
Aesthetics	Professional	Rainbow	Rainbow	Rainbow	Rainbow
Dimensions (WxDxH) cm	60x60x90-91.50	60x60x85-90.50	60x60x85-90.50	70x60x85-90.50	70x60x85-90.50
Adj. Metal Feet	•	•	•	•	•
Power Absorbed	980 W	1560 W	2610 W	1570 W	2610 W
Gas Consumption	-	12.65 kW	12.15 kW	15.45 kW	12.15 kW
HOB FEATURES					
Type Of Cooking Top	Induction Hob	Gas Hob	Gas Hob	Gas Hob	Gas Hob
Number Of Gas Burners	-	4	4	5	5
Electric Ignition Under Knob	-	•	•	•	•
Cast Iron Pan Support	-	•	•	•	•
Gas-Stop Safety Device	-	•	•	•	•
Max Input Burners Auxiliary Burner	-	110 kW	110 kW	110 kW	110 kW
Max Input Burners Semi - Rapid Burner	-	175 kW	175 kW	175 kW	175 kW
Max Input Burners Rapid Burner	-	2.80 kW	2.80 kW	2.80 kW	2.80 kW
Max Input Burners Triple Crown Burner	-	3.70 kW	3.70 kW	3.70 kW	3.70 kW
Max Input Burners Dual Crown Burner (125 mm)	-	-	-	-	-
Max Input Burners Dual Crown Burner (145 mm)	-	-	-	-	-
Number Of Electric Zones	4	-	-	-	-
Booster Max. Input Induction Zone Ø 150 mm	1600 W	-	-	-	-
Booster Max. Input Induction Zone Ø 170 mm	-	-	-	-	-
Booster Max. Input Induction Zone Ø 190 mm	-	-	-	-	-
Booster Max. Input Induction Zone Ø 210 mm	2000 W	-	-	-	-
Booster Max. Input Induction Zone Ø 260 mm	-	-	-	-	-
Power Indicator	•	-	-	-	-
Residual Heat Indicator Light	•	-	-	-	-
Timer	•	-	-	-	-
Child Lock	•	-	-	-	-
OVEN FEATURES					
Number Of Oven	1	1	1	1	1
Timer	•	•	•	•	•
Programmer Type	Digital Timer	Digital Timer	Digital Timer	Digital Timer	Digital Timer
Grill Type	Electric Grill	Electric Grill	Electric Grill	Electric Grill	Electric Grill
Gas-Stop Safety Device	-	-	-	-	-
Number Of Fan	1	1	1	1	1
Tempered Triple Glass Door	•	•	•	•	•
Cooling Fan	•	•	•	•	•
Rotisserie Function	-	-	-	-	-
"Easy To Clean" Enamel	-	-	-	-	-
MAIN OVEN					
Internal Dimensions (WxDxH) cm	47.90x40x36.90	47.90x40x36.90	47.90x40x36.90	47.90x40x36.90	47.90x40x36.90
Cooking Programs	9	9	9	3	9
Max Temperature (°C)	270 °C	270°	270°	270°	270°
Gross Capacity (L)	72 L	72 L	72 L	72 L	72 L
Oven Shelf Support	Telescopic at 2 Levels	Telescopic at 2 Levels	Telescopic at 2 Levels	Telescopic at 2 Levels	Telescopic at 2 Levels
Wire Shelf	2	2	2	2	2
Enamel Tray	1	1	1	1	1
Max Power Absorbed By Bottom Heat	1650 W	1650 W	1650 W	1650 W	1650 W
Max Power Absorbed By Top Heat	900 W	900 W	900 W	900 W	900 W
Max Power Absorbed By Grill	1500 W	1500 W	1500 W	1500 W	1500 W
Max Power Absorbed By Maxi - Grill	2400 W	2400 W	2400 W	2400 W	2400 W
Max Power Absorbed By Fan	2000 W	2000 W	2000 W	2000 W	2000 W
Max Gas Burner Consumption	-	3.30 kW	-	3.30 kW	-
Ref. Page.	57	58	60	62	64

TECHNICAL TABLES

MODEL	P...686MFT/4I	P...686GVTC	P...686MFT/C	P...696GVTC	P...696MFT/C
Aesthetics	Professional	Rainbow	Rainbow	Rainbow	Rainbow
Dimensions (WxDxH) cm	60x60x90-91.50	60x60x85-90.50	60x60x85-90.50	90x60x85-90.50	90x60x85-90.50
Adj. Metal Feet	•	•	•	•	•
Power Absorbed	980 W	1560 W	2610 W	1850 W	3090 W
Gas Consumption	-	12.65 kW	12.15 kW	17.15 kW	12.15 kW
HOB FEATURES					
Type Of Cooking Top	Induction Hob	Gas Hob	Gas Hob	Gas Hob	Gas Hob
Number Of Gas Burners	-	4	4	5	5
Electric Ignition Under Knob	-	•	•	•	•
Cast Iron Pan Support	-	•	•	•	•
Gas-Stop Safety Device	-	•	•	•	•
Max Input Burners Auxiliary Burner	-	110 kW	110 kW	110 kW	110 kW
Max Input Burners Semi - Rapid Burner	-	175 kW	175 kW	175 kW	175 kW
Max Input Burners Rapid Burner	-	2.80 kW	2.80 kW	2.80 kW	2.80 kW
Max Input Burners Triple Crown Burner	-	3.70 kW	3.70 kW	3.70 kW	3.70 kW
Max Input Burners Dual Crown Burner (125 mm)	-	-	-	-	-
Max Input Burners Dual Crown Burner (145 mm)	-	-	-	-	-
Number Of Electric Zones	4	-	-	-	-
Booster Max. Input Induction Zone Ø 150 mm	1600 W	-	-	-	-
Booster Max. Input Induction Zone Ø 170 mm	-	-	-	-	-
Booster Max. Input Induction Zone Ø 190 mm	-	-	-	-	-
Booster Max. Input Induction Zone Ø 210 mm	2000 W	-	-	-	-
Booster Max. Input Induction Zone Ø 260 mm	-	-	-	-	-
Power Indicator	•	-	-	-	-
Residual Heat Indicator Light	•	-	-	-	-
Timer	•	-	-	-	-
Child Lock	•	-	-	-	-
OVEN FEATURES					
Number Of Oven	1	1	1	1	1
Timer	•	•	•	•	•
Programmer Type	Digital Timer	Digital Timer	Digital Timer	Digital Timer	Digital Timer
Grill Type	Electric Grill	Electric Grill	Electric Grill	Electric Grill	Electric Grill
Gas-Stop Safety Device	-	-	-	-	-
Number Of Fan	1	1	1	1	1
Tempered Triple Glass Door	•	•	•	•	•
Cooling Fan	•	•	•	•	•
Rotisserie Function	-	-	-	-	-
"Easy To Clean" Enamel	-	-	-	-	-
MAIN OVEN					
Internal Dimensions (WxDxH) cm	47.90x40x36.90	47.90x40x36.90	47.90x40x36.90	67.80x40x37	67.80x40x37
Cooking Programs	9	9	9	3	9
Max Temperature (°C)	270 °C	270°	270°	260°	260°
Gross Capacity (L)	72 L	72 L	72 L	101 L	101 L
Oven Shelf Support	Telescopic at 2 Levels	Telescopic at 2 Levels	Telescopic at 2 Levels	Telescopic at 2 Levels	Telescopic at 2 Levels
Wire Shelf	2	2	2	2	2
Enamel Tray	1	1	1	1	1
Max Power Absorbed By Bottom Heat	1650 W	1650 W	1650 W	1750 W	1750 W
Max Power Absorbed By Top Heat	900 W	900 W	900 W	1000 W	1000 W
Max Power Absorbed By Grill	1500 W	1500 W	1500 W	1750 W	2000 W
Max Power Absorbed By Maxi - Grill	2400 W	2400 W	2400 W	3000 W	3000 W
Max Power Absorbed By Fan	2000 W	2000 W	2000 W	2500 W	2500 W
Max Gas Burner Consumption	-	3.30 kW	-	3.30 kW	-
Ref. Page.	57	58	60	66	72

DOLCEVITA LINE

A LEGEND, A LEGACY

MOMENTS THAT MATTER

The Dolcevita line is the most distinctive.

The classic lines, reminiscent of retro styles, are elegant and refined, giving a finely rustic look.

It is a perfect fusion of classic aesthetics and advanced cooking technology.

Available in sizes from 60 to 150 cm, it is equipped with gas, induction or hybrid hobs and multifunction gas or electric ovens with a temperature range of up to 270 °C.

The refined brass, bronze, or chrome finishes and brushed steel surface guarantee performance, versatility, and timeless elegance.

The kitchen becomes a cozy retreat, where every moment is an opportunity to relax and enjoy life and good food with friends and family.



Also Available:



RB66MFT/CI - IVORY

Brass Trims
Item Code: 51140109
EAN Code: 8022389013688

Chrome Trims

Item Code: 60020058
EAN Code: 8022389020983

Bronze Trims

Item Code: 60020048
EAN Code: 8022389020105



RNM66MFT/CI - BLACK MATT

Brass Trims
Item Code: 60020036
EAN Code: 8022389010496

Chrome Trims

Item Code: 60020057
EAN Code: 8022389020297

Bronze Trims

Item Code: 60020056
EAN Code: 8022389020280



RS66MFT/CI - STAINLESS STEEL

Brass Trims
Item Code: 51440101
EAN Code: 8022389019307

Chrome Trims

Item Code: 51140125
EAN Code: 8022389025742

Bronze Trims

Item Code: 51140126
EAN Code: 8022389025759



RBP66MFT/CI - PEARL WHITE

Brass Trims
Item Code: 60020074
EAN Code: 8022389025704

Chrome Trims

Item Code: 60020054
EAN Code: 8022389020235

Bronze Trims

Item Code: 60020077
EAN Code: 8022389025735

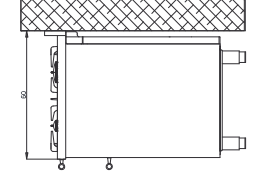
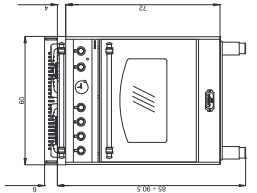
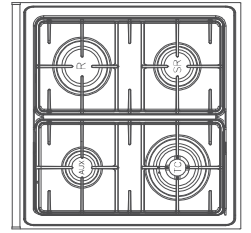
Available also in other colors upon request and special production

- Cooktop**
- Gas Cooktop
 - Brushed Steel
 - 3 Gas Burners
 - 1 Triple Crown
 - Gas-Stop Safety Device
- "Easy To Clean" Blue Enameling**
- Cooling Fan**
- Adjustable Metal Feet**
- Multifunction Electric
 - 9 Cooking Programs
 - 72 L Gross Capacity
 - Max. Temperature: 270 °C
 - Electric Grill
 - Rotisserie Function
 - Analog Programmer
 - Telescopic Guides
 - 2 Wire Shelves
 - 1 Enamel Tray

Power Absorbed: 2610 W
Gas Consumption: 9.35 kW



Technical Drawing (cm):
Dimensions (cm - WxDxH): 60x60x85-90,50



Cooktop Layout:
1 Aux | 1 Semi - Rapid | 1 Rapid | 1 Triple Crown



RNM66GVGT/CI - BLACK MATT

Brass Trims
Item Code: 41020104
EAN Code: 8022389020693

Chrome Trims
Item Code: 41020108
EAN Code: 8022389021690

Bronze Trims
Item Code: 41020103
EAN Code: 8022389019161



RS66GVGT/CI - STAINLESS STEEL

Brass Trims
Item Code: 41020105
EAN Code: 8022389020709

Chrome Trims
Item Code: 41020106
EAN Code: 8022389020686



RBI66GVGT/CI - IVORY

Brass Trims
Item Code: 41020109
EAN Code: 8022389024592

Chrome Trims
Item Code: 41020110
EAN Code: 8022389025698

Cooktop

- Gas Cooktop
- Brushed Steel
- 4 Gas Burners
- 1 Triple Crown
- Gas-Stop Safety Device

"Easy To Clean" Blue Enameling

- Cooling Fan
- Adjustable Metal Feet

Power Absorbed: 61 W
Gas Consumption: 12.65 kW

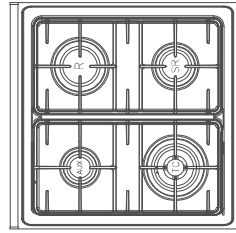


Available also in other colors upon request and special production

- Oven**
- Convection Gas
 - Gas-Stop Safety Device
 - 72 L Gross Capacity
 - Max Temperature: 270 °C
 - Gas Grill
 - Rotisserie Function
 - Analog Programmer
 - Telescopic Guides
 - 2 Wire Shelves
 - 1 Enamel Tray

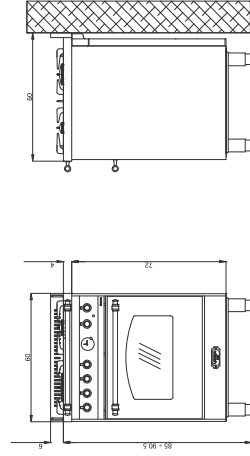
Cooktop Layout:

1 Aux | 1 Semi - Rapid | 1 Rapid | 1 Triple Crown



Technical Drawing (cm):

Dimensions (cm - WxDxH): 60x60x85-90,50



Also Available:



R566MFT/41 - STAINLESS STEEL

Brass Trims
Item Code: 51140123
EAN Code: 8022389019574

Chrome Trims

Item Code: 51140110
EAN Code: 8022389013695

Bronze Trims

Item Code: 51140124
EAN Code: 8022389025728

Cooktop

- Induction Cooktop
- 4 Booster Cooking Zones
- Up To 9 Levels
- 2 Heating Zone Ø 215 mm
- 2 Heating Zone Ø 150 mm
- Booster Level
- Heating Accelerator
- Child Lock
- Power Indicator
- Residual Heat Indicator Light
- Timer
- Frontal Touch Control
- Limiter To 7400 W

Oven

- Multifunction Electric
- 9 Cooking Programs
- 72 L Gross Capacity
- Max. Temperature: 270 °C
- Electric Grill
- Rotisserie Function
- Analog Programmer
- Telescopic Guides
- 2 Wire Shelves
- 1 Enamel Tray

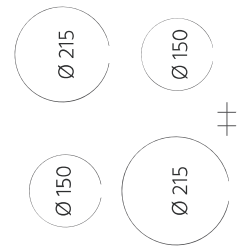
Available also in other colors upon request and special production

"Easy To Clean" Blue Enameling Cooling Fan Adjustable Metal Feet

Power Absorbed: 8610 W

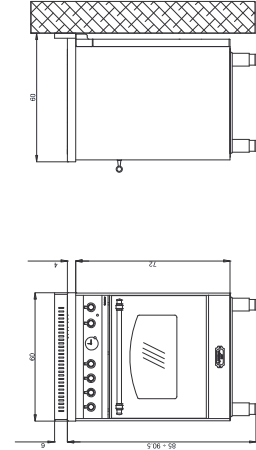


Cooktop Layout:
2 x 150 Ø | 2 x 215 Ø



Technical Drawing (cm):

Dimensions (cm - WxDxH): 60x60x85-90,50



Also Available:



RNM66MFT/41 - BLACK MATT

Brass Trims
Item Code: 60020055
EAN Code: 8022389019697

Chrome Trims

Item Code: 60020047
EAN Code: 8022389020266

Bronze Trims

Item Code: 60020050
EAN Code: 8022389020273



RBP66MFT/41 - PEARL WHITE

Brass Trims
Item Code: 60020075
EAN Code: 8022389026664

Chrome Trims

Item Code: 60020076
EAN Code: 8022389026671

Bronze Trims

Item Code: 60020078
EAN Code: 8022389026947



RBI66MFT/41 - IVORY

Brass Trims
Item Code: 60020051
EAN Code: 8022389020112

Chrome Trims

Item Code: 60020052
EAN Code: 8022389020136

Bronze Trims

Item Code: 60020053
EAN Code: 8022389020143



RNMUD76MFTE/CI -
BLACK MATT

Brass Trims
Item Code: 60110027
EAN Code: 8022389017778

Chrome Trims
Item Code: 60110029
EAN Code: 8022389020396

Bronze Trims
Item Code: 60110031
EAN Code: 8022389019932

Cooktop

- Gas Cooktop
- Brushed Steel
- 4 Gas Burners
- 1 Triple Crown
- Gas-Stop Safety Device

"Easy To Clean" Blue Enameling

- Analog Programmer
- Telescopic Guides
- 2 Wire Shelves
- 1 Enamel Tray

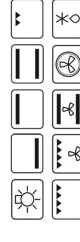
Power Absorbed: 4345 W
Gas Consumption: 12.15 kW



Upper Oven

- Electric Static Oven
- 40 L Gross Capacity
- Max Temperature: 250 °C
- Electric Grill
- Fixed Oven Guides
- 1 Wire Shelf
- 1 Enamel Tray

Available also in other colors upon request and special production



RSUD76MFTE/CI -
STAINLESS STEEL

Brass Trims
Item Code: 60110037
EAN Code: 8022389020822

Chrome Trims
Item Code: 60110036
EAN Code: 8022389020846

Bronze Trims
Item Code: 60110038
EAN Code: 8022389020839

Main Oven

- Multifunction Electric
- 9 Cooking Programs
- 72 L Gross Capacity
- Max Temperature: 260 °C
- Electric Grill
- Analog Programmer
- Telescopic Guides
- 2 Wire Shelves
- 1 Enamel Tray

Cooktop

- Induction Cooktop
- 4 Booster Cooking Zones
- Up To 9 Levels
- 1 Heating Zone Ø 210 mm
- 2 Heating Zone Ø 190 mm
- Booster Level
- Heating Accelerator
- Child Lock
- Power Indicator
- Residual Heat Indicator Light
- Timer
- Frontal Touch Control
- Limiter To 7400 W

Main Oven

- Multifunction Electric
- 9 Cooking Programs
- 72 L Gross Capacity
- Max Temperature: 260 °C
- Electric Grill
- Analog Programmer
- Telescopic Guides
- 2 Wire Shelves
- 1 Enamel Tray

Upper Oven

- Electric Static Oven
- 40 L Gross Capacity
- Max Temperature: 250 °C
- Electric Grill
- Fixed Oven Guides
- 1 Wire Shelf
- 1 Enamel Tray

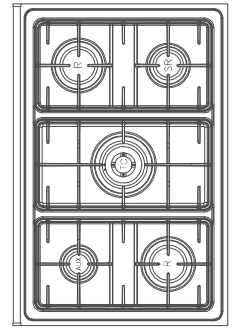
"Easy To Clean" Blue Enameling Cooling Fan Adjustable Metal Feet

Power Absorbed: 4750 W



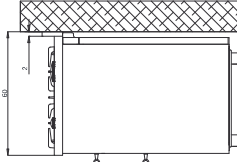
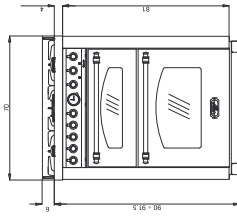
Cooktop Layout:

1 Aux | 1 Semi - Rapid | 2 Rapid | 1 Triple Crown



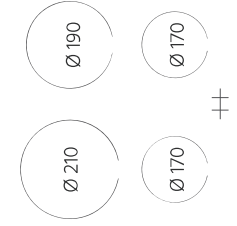
Technical Drawing (cm):

Dimensions (cm - WxDxH): 70x60x90-9150



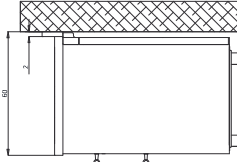
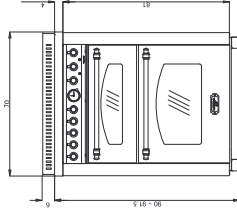
Cooktop Layout:

2 x 170 Ø | 1 x 190 Ø | 1 x 210 Ø



Technical Drawing (cm):

Dimensions (cm - WxDxH): 70x60x90-9150



RSUD76MFTE/4I -
STAINLESS STEEL

Brass Trims
Item Code: 60110034
EAN Code: 8022389020853

Chrome Trims
Item Code: 60110033
EAN Code: 8022389020655

Bronze Trims
Item Code: 60110035
EAN Code: 8022389020860

RNMUD76MFTE/4I -
BLACK MATT

Brass Trims
Item Code: 60110028
EAN Code: 8022389017785

Chrome Trims
Item Code: 60110030
EAN Code: 8022389020372

Bronze Trims
Item Code: 60110032
EAN Code: 8022389020389



R5G96MFT/CI - STAINLESS STEEL

Brass Trims
Item Code: 60060035
EAN Code: 8022389009759

Chrome Trims

Item Code: 60060063
EAN Code: 8022389020433

Bronze Trims

Item Code: 60060054
EAN Code: 8022389017655

Cooktop

- Gas Cooktop
- Brushed Steel
- 4 Gas Burners
- 1 Triple Crown
- Gas-Stop Safety Device

"Easy To Clean" Blue Enameling

- Rotisserie Function
- Analog Programmer
- Telescopic Guides
- 2 Wire Shelves
- 1 Enamel Tray

Power Absorbed: 3100 W
Gas Consumption: 12.15 kW

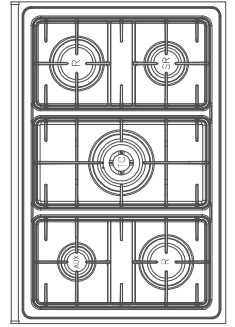


Oven

- Multifunction Electric
- 9 Cooking Programs
- 101 L Gross Capacity
- Max. Temperature: 270 °C
- Electric Grill
- Rotisserie Function
- Analog Programmer
- Telescopic Guides
- 2 Wire Shelves
- 1 Enamel Tray

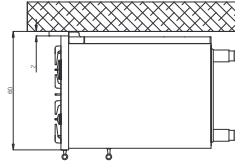
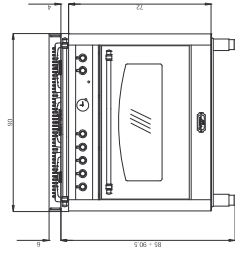
Cooktop Layout:

1 Aux | 1 Semi - Rapid | 2 Rapid | 1 Triple Crown



Technical Drawing (cm):

Dimensions (cm - WxDxH): 90x60x85-90.50



Also Available:



RNM96MFT/CI - BLACK MATT

Brass Trims
Item Code: 60060037
EAN Code: 8022389009773

Chrome Trims

Item Code: 60060058
EAN Code: 8022389019888

Bronze Trims

Item Code: 60060044
EAN Code: 802238901097



RP96MFT/CI - PEARL WHITE

Brass Trims
Item Code: 60060042
EAN Code: 8022389010854

Chrome Trims

Item Code: 60060083
EAN Code: 8022389022451

Bronze Trims

Item Code: 60060082
EAN Code: 8022389022444



RBIG96MFT/CI - IVORY

Brass Trims
Item Code: 60060038
EAN Code: 8022389009780

Chrome Trims

Item Code: 60060060
EAN Code: 8022389020228

Bronze Trims

Item Code: 60060043
EAN Code: 802238901080



RRG96MFT/CI - RED BURGUNDY

Brass Trims
Item Code: 60060039
EAN Code: 8022389010021

Chrome Trims

Item Code: 60060057
EAN Code: 8022389017907

Bronze Trims

Item Code: 60060048
EAN Code: 8022389014623



RLYG96MFT/CI - LAVENDER

Brass Trims
Item Code: 60060036
EAN Code: 8022389009766

Chrome Trims

Item Code: 60060059
EAN Code: 8022389020259

Bronze Trims

Item Code: 60060071
EAN Code: 8022389020990



RBLG96MFT/CI - BLUE NAVY

Brass Trims
Item Code: 60060064
EAN Code: 8022389025148

Chrome Trims

Item Code: 60060066
EAN Code: 8022389025131

Bronze Trims

Item Code: 60060100
EAN Code: 8022389025612



RVG96MFT/CI - GREEN

Brass Trims
Item Code: 60060065
EAN Code: 8022389025117

Chrome Trims

Item Code: 60060099
EAN Code: 8022389025605

Bronze Trims

Item Code: 60060067
EAN Code: 8022389025407

Also Available:

RBIG96GVGT/CI - IVORY
 Brass Trims
 Item Code: 41060108
 EAN Code: 8022389020198

Chrome Trims
 Item Code: 41060110
 EAN Code: 8022389020211

Bronze Trims
 Item Code: 41060109
 EAN Code: 8022389020204



RNMG96GVGT/CI - BLACK MATT
 Brass Trims
 Item Code: 41060106
 EAN Code: 8022389019215

Chrome Trims
 Item Code: 41060107
 EAN Code: 8022389019222

Bronze Trims
 Item Code: 41060111
 EAN Code: 8022389020716



RS696GVGT/CI - STAINLESS STEEL
 Brass Trims
 Item Code: 41060117
 EAN Code: 8022389021003

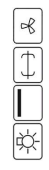
Chrome Trims
 Item Code: 41060121
 EAN Code: 8022389023625

Bronze Trims
 Item Code: 41060120
 EAN Code: 8022389022482

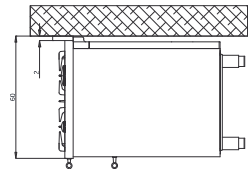
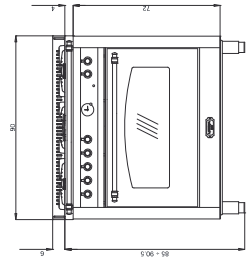
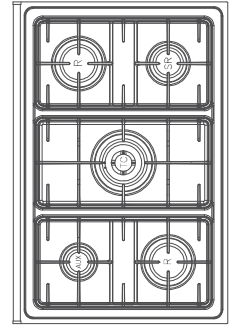
Available also in other colors upon request and special production

- Cooktop**
- Gas Cooktop
 - Brushed Steel
 - 4 Gas Burners
 - 1 Triple Crown
 - Gas-Stop Safety Device
- "Easy To Clean" Blue Enameling**
- Cooling Fan**
- Adjustable Metal Feet**
- Convection Gas
 - Gas-Stop Safety Device
 - 101 L Gross Capacity
 - Max Temperature: 260 °C
 - Gas Grill
 - Rotisserie Function
 - Analog Programmer
 - Telescopic Guides
 - 2 Wire Shelves
 - 1 Enamel Tray

Power Absorbed: 100 W
Gas Consumption: 12.15 KW



Technical Drawing (cm):
 Dimensions (cm - WxDxH): 90x60x85-90,50



Cooktop Layout:
 1 Aux | 1 Semi - Rapid | 2 Rapid | 1 Triple Crown



RVG96MFT/5I - GREEN

Brass Trims
Item Code: 60060104
EAN Code: 8022389025650

Chrome Trims

Item Code: 60060105
EAN Code: 8022389025674

Bronze Trims

Item Code: 60060106
EAN Code: 8022389025667

Cooktop

- Induction Cooktop
- 5 Booster Cooking Zones
- Up To 9 Levels
- 1 Heating Zone Ø 260 mm
- 1 Heating Zone Ø 210 mm
- 1 Heating Zone Ø 190 mm
- 2 Heating Zone Ø 170 mm
- Booster Level
- Heating Accelerator
- Child Lock
- Power Indicator
- Residual Heat Indicator Light
- Timer
- Frontal Touch Control
- Limiter To 7400 W

Oven

- Multifunction Electric
- 9 Cooking Programs
- 101 L Gross Capacity
- Max Temperature: 270 °C
- Electric Grill
- Rotisserie Function
- Analog Programmer
- Telescopic Guides
- 2 Wire Shelves
- 1 Enamel Tray

Available also with double bridge upon request and special production

"Easy To Clean" Blue Enameling

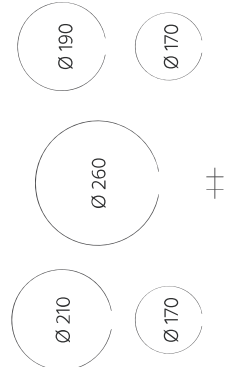
Cooling Fan
Adjustable Metal Feet

Power Absorbed: 10500 W



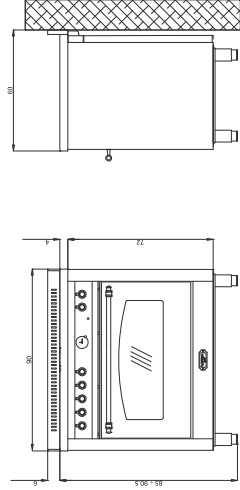
Cooktop Layout:

2 x 170 Ø | 1 x 190 Ø | 1 x 210 Ø | 1 x 260 Ø



Technical Drawing (cm):

Dimensions (cm - WxDxH): 90x60x85-90.50



Also Available:



RNM96MFT/5I - BLACK MATT

Brass Trims
Item Code: 60060050
EAN Code: 8022389017754

Chrome Trims

Item Code: 60060061
EAN Code: 8022389019680

Bronze Trims

Item Code: 60060062
EAN Code: 8022389020365



RS696MFT/5I - STAINLESS STEEL

Brass Trims
Item Code: 60060049
EAN Code: 8022389018515

Chrome Trims

Item Code: 60060085
EAN Code: 8022389022529

Bronze Trims

Item Code: 60060084
EAN Code: 8022389022512



RBP696MFT/5I - PEARL WHITE

Brass Trims
Item Code: 60060104
EAN Code: 8022389025650

Chrome Trims

Item Code: 60060105
EAN Code: 8022389025674

Bronze Trims

Item Code: 60060106
EAN Code: 8022389025667



RBIG96MFT/5I - IVORY

Brass Trims
Item Code: 60060051
EAN Code: 8022389017891

Chrome Trims

Item Code: 60060107
EAN Code: 8022389026985

Bronze Trims

Item Code: 60060086
EAN Code: 8022389023649



RRG96MFT/5I - RED BURGUNDY

Brass Trims
Item Code: 60060052
EAN Code: 8022389018508

Chrome Trims

Item Code: 60060088
EAN Code: 8022389023663

Bronze Trims

Item Code: 60060087
EAN Code: 8022389023656



RLVG96MFT/5I - LAVENDER

Brass Trims
Item Code: 60060053
EAN Code: 8022389018522

Chrome Trims

Item Code: 60060090
EAN Code: 8022389023687

Bronze Trims

Item Code: 60060089
EAN Code: 8022389023670



RBLG96MFT/5I - BLUE NAVY

Brass Trims
Item Code: 60060101
EAN Code: 8022389025629

Chrome Trims

Item Code: 60060102
EAN Code: 8022389025643

Bronze Trims

Item Code: 60060103
EAN Code: 8022389025636



RNMID96MFE/CI - BLACK MATT

Brass Trims
Item Code: 60220024
EAN Code: 8022389009735

Chrome Trims

Item Code: 60220029
EAN Code: 8022389014869

Bronze Trims

Item Code: 60220028
EAN Code: 802238901073

Cooktop

- Gas Cooktop
- Brushed Steel
- 4 Gas Burners
- 1 Triple Crown
- Gas-Stop Safety Device

"Easy To Clean" Blue Enameling

- Cooling Fan
- Adjustable Metal Feet

Power Absorbed: 4355 W
Gas Consumption: 11.30 kW

Secondary Oven

- Electric Static Oven
- 35 L Gross Capacity
- Max Temperature: 250 °C
- Electric Grill
- Rotisserie Function
- Fixed Oven Guides
- 1 Wire Shelf
- 1 Enamel Tray



Also Available:



RSD96MFE/CI - STAINLESS STEEL

Brass Trims
Item Code: 60220021
EAN Code: 8022389009704

Chrome Trims

Item Code: 60220041
EAN Code: 8022389020419

Bronze Trims

Item Code: 60220044
EAN Code: 8022389020426



RBP96MFE/CI - PEARL WHITE

Brass Trims
Item Code: 60220052
EAN Code: 8022389021980

Chrome Trims

Item Code: 60220040
EAN Code: 8022389020242

Bronze Trims

Item Code: 60220062
EAN Code: 8022389022437



RBID96MFE/CI - IVORY

Brass Trims
Item Code: 60220023
EAN Code: 8022389009728

Chrome Trims

Item Code: 60220030
EAN Code: 8022389016733

Bronze Trims

Item Code: 60220027
EAN Code: 802238901066



RRD96MFE/CI - RED BURGUNDY

Brass Trims
Item Code: 60220022
EAN Code: 8022389009711

Chrome Trims

Item Code: 60220031
EAN Code: 8022389016726

Bronze Trims

Item Code: 60220043
EAN Code: 8022389020402



RLVD96MFE/CI - LAVENDER

Brass Trims
Item Code: 60220025
EAN Code: 8022389009742

Chrome Trims

Item Code: 60220039
EAN Code: 8022389019673

Bronze Trims

Item Code: 60220055
EAN Code: 8022389020723



RBLD96MFE/CI - BLUE NAVY

Brass Trims
Item Code: 60220074
EAN Code: 8022389024097

Chrome Trims

Item Code: 60220075
EAN Code: 8022389024073

Bronze Trims

Item Code: 60220085
EAN Code: 8022389025414



RVD96MFE/CI - GREEN


Brass Trims
Item Code: 60220076
EAN Code: 8022389024103

Chrome Trims

Item Code: 60220086
EAN Code: 8022389025445

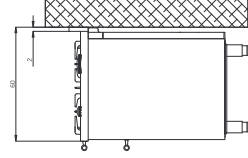
Bronze Trims

Item Code: 60220077
EAN Code: 8022389024080



Cooktop Layout:

1 Aux | 1 Semi - Rapid | 2 Rapid | 1 Triple Crown



Technical Drawing (cm):

Dimensions (cm - WxDxH): 90x60x85-90.50

DOLCEVITA⁹⁰ Double Oven GVGTE



R5D96GVGTE/CI - STAINLESS STEEL

Brass Trims
Item Code: 41220011
EAN Code: 8022389021010

Chrome Trims
Item Code: 41220013
EAN Code: 8022389023632

Bronze Trims
Item Code: 41220012
EAN Code: 8022389023338

- Cooktop**
- Gas Cooktop
 - Brushed Steel
 - 4 Gas Burners
 - 1 Triple Crown
 - Gas-Stop Safety Device
- "Easy To Clean" Blue Enameling**
- Cooling Fan**
- Adjustable Metal Feet**
- Convection Gas
 - Gas-Stop Safety Device
 - 72 L Gross Capacity
 - Max Temperature: 270 °C
 - Gas Grill
 - Rotisserie Function
 - Analog Programmer
 - Telescopic Guides
 - 2 Wire Shelves
 - 1 Enamel Tray



Secondary Oven

- Electric Static Oven
- 35 L Gross Capacity
- Max Temperature: 250 °C
- Electric Grill
- Rotisserie Function
- Fixed Oven Guides
- 1 Wire Shelf
- 1 Enamel Tray

Available also in other colors upon request and special production



Power Absorbed: 1800 W
Gas Consumption: 15.45 kW

Also Available:



RNMD96GVGTE/CI - BLACK MATT

Brass Trims
Item Code: 41220008
EAN Code: 8022389020303

Chrome Trims
Item Code: 41220009
EAN Code: 8022389020310

Bronze Trims
Item Code: 41220010
EAN Code: 8022389020327



RBID96GVGTE/CI - IVORY


Brass Trims
Item Code: 41220005
EAN Code: 8022389020150

Chrome Trims
Item Code: 41220007
EAN Code: 8022389020181

Bronze Trims
Item Code: 41220006
EAN Code: 8022389020167

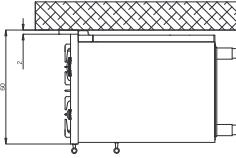
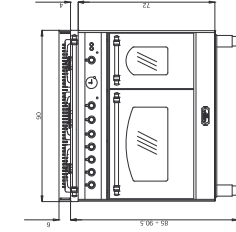
Cooktop Layout:

1 Aux | 1 Semi - Rapid | 2 Rapid | 1 Triple Crown



Technical Drawing (cm):

Dimensions (cm - WxDxH): 90x60x85-90,50



DOLCEVITA⁹⁰ Double Oven & Induction Hob



RBLD96MFTE/51 - BLUE NAVY

Brass Trims
Item Code: 60220079
EAN Code: 8022389025155

Chrome Trims

Item Code: 60220081
EAN Code: 8022389025438

Bronze Trims

Item Code: 60220082
EAN Code: 8022389025421

Cooktop

- Induction Cooktop
- 5 Booster Cooking Zones
- Up To 9 Levels
- 1 Heating Zone Ø 260 mm
- 1 Heating Zone Ø 210 mm
- 2 Heating Zone Ø 190 mm
- 2 Heating Zone Ø 170 mm
- Booster Level
- Heating Accelerator
- Child Lock
- Power Indicator
- Residual Heat Indicator Light
- Timer
- Frontal Touch Control
- Limiter To 7400 W

"Easy To Clean" Blue Enameling

Cooling Fan
Adjustable Metal Feet

Power Absorbed: 11750 W



Secondary Oven

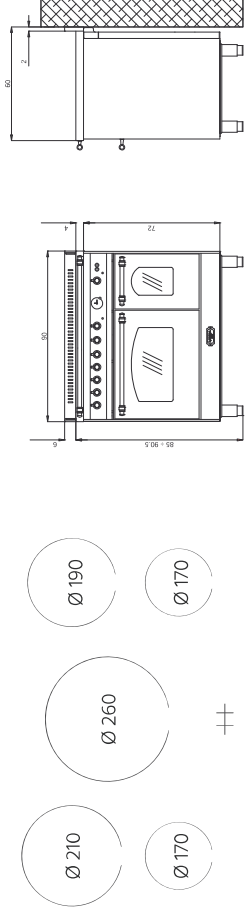
- Electric Static Oven
- 35 L Gross Capacity
- Max Temperature: 250 °C
- Electric Grill
- Rotisserie Function
- Fixed Oven Guides
- 1 Wire Shelf
- 1 Enamel Tray

Available also with double
bridge upon request and special
production

Available also with vitroceramic
cooktop upon request and
special production

Technical Drawing (cm):

Dimensions (cm - WxDxH): 90x60x85-90.50



Also Available:



RNMD96MFTE/51 - BLACK MATT

Brass Trims
Item Code: 60220033
EAN Code: 8022389017976

Chrome Trims

Item Code: 60220042
EAN Code: 8022389020334

Bronze Trims

Item Code: 60220045
EAN Code: 8022389020341



RSD96MFTE/51 - STAINLESS STEEL

Brass Trims
Item Code: 60220032
EAN Code: 8022389017662

Chrome Trims

Item Code: 60220064
EAN Code: 8022389022215

Bronze Trims

Item Code: 60220063
EAN Code: 8022389022208



RBDP96MFTE/51 - PEARL WHITE

Brass Trims
Item Code: 60220071
EAN Code: 8022389022284

Chrome Trims

Item Code: 60220072
EAN Code: 8022389022291

Bronze Trims

Item Code: 60220073
EAN Code: 8022389022207



RBID96MFTE/51 - IVORY

Brass Trims
Item Code: 60220034
EAN Code: 8022389017983

Chrome Trims

Item Code: 60220070
EAN Code: 8022389022239

Bronze Trims

Item Code: 60220065
EAN Code: 8022389022222



RRD96MFTE/51 - RED BURGUNDY

Brass Trims
Item Code: 60220035
EAN Code: 8022389018539

Chrome Trims

Item Code: 60220067
EAN Code: 8022389022253

Bronze Trims

Item Code: 60220066
EAN Code: 8022389022246



RLVD96MFTE/51 - LAVENDER

Brass Trims
Item Code: 60220036
EAN Code: 8022389017761

Chrome Trims

Item Code: 60220069
EAN Code: 8022389022277

Bronze Trims

Item Code: 60220068
EAN Code: 8022389022260



RVD96MFTE/51 - GREEN

Brass Trims
Item Code: 60220078
EAN Code: 8022389025124

Chrome Trims

Item Code: 60220083
EAN Code: 8022389025469

Bronze Trims

Item Code: 60220084
EAN Code: 8022389025452

DOLCEVITA 90 Double Oven & Induction Hob



RNMID96MITE/5IF - BLACK MATT

Brass Trims
Item Code: 60220053
EAN Code: 8022389020358

Chrome Trims
Item Code: 60220054
EAN Code: 8022389020648

Bronze Trims
Item Code: 60220089
EAN Code: 8022389026992

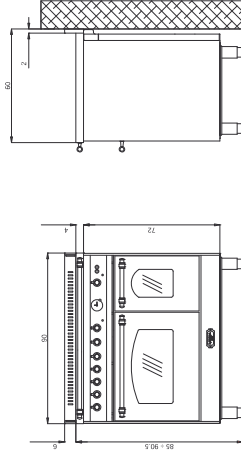
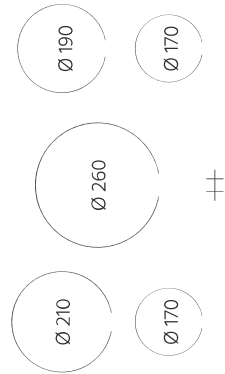
- Cooktop**
- Induction Cooktop
 - 5 Booster Cooking Zones
 - Up To 9 Levels
 - 1 Heating Zone Ø 260 mm
 - 1 Heating Zone Ø 210 mm
 - 1 Heating Zone Ø 190 mm
 - 2 Heating Zone Ø 170 mm
 - Booster Level
 - Heating Accelerator
 - Child Lock
 - Power Indicator
 - Residual Heat Indicator Light
 - Timer
 - Frontal Touch Control
 - Limiter To 7400 W
 - Without Rear Splashback

"Easy To Clean" Blue Enamelling Cooling Fan Adjustable Metal Feet

Power Absorbed: 11800 W



Cooktop Layout:
2 x 170 Ø | 1 x 190 Ø | 1 x 210 Ø | 1 x 260 Ø



Technical Drawing (cm):

Dimensions (cm - WxDxH): 90x60x85-90.50

DOLCEVITA 90 Quattroporte



RNMT96MF2ET/CI - BLACK MATT

Brass Trims
Item Code: 60260007
EAN Code: 8022389031712

Chrome Trims
Item Code: 60260008
EAN Code: 8022389031729

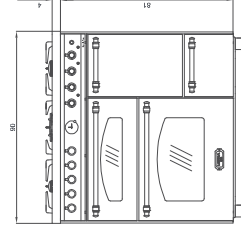
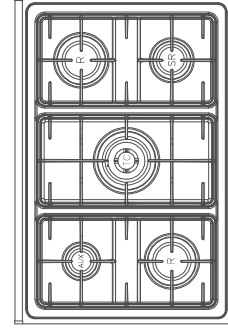
Bronze Trims
Item Code: 60260009
EAN Code: 8022389031736

- Cooktop**
- Gas Cooktop
 - Brushed Steel
 - 4 Gas Burners
 - 1 Triple Crown
 - Gas-Stop Safety Device
- "Easy To Clean" Blue Enamelling Cooling Fan Adjustable Metal Feet**
- Power Absorbed:** 6520 W
Gas Consumption: 12,15 kW
- Available also in other colors upon request and special production**
- Main Oven**
- Multifunction Electric
 - 9 Cooking Programs
 - 72 L Gross Capacity
 - Max Temperature: 260 °C
 - Electric Grill
 - Rotisserie Function
 - Analog Programmer
 - Telescopic Guides
 - 2 Wire Shelves
 - 1 Enamel Tray
- Upper Right Oven**
- Electric Static Oven
 - 40 L Gross Capacity
 - Max Temperature: 250 °C
 - Electric Grill
 - Fixed Shelves Support
 - 1 Wire Shelf
 - 1 Enamel Tray
- Upper Left Oven**
- Electric Static Oven
 - 35 L Gross Capacity
 - Max Temperature: 260 °C
 - Electric Grill
 - Rotisserie Function
 - Fixed Shelves Support
 - 1 Wire Shelf
 - 1 Enamel Tray
- Lower Right Storage Compartment**
- 9,6 L Gross Capacity

Available also in other colors upon request and special production



Cooktop Layout:
1 Aux | 1 Semi - Rapid | 2 Rapid | 1 Triple Crown



Technical Drawing (cm):

Dimensions (cm - WxDxH): 90x60x90-91.50



RNMT96GV2ET/GI -
BLACK MATT

Brass Trims

Item Code: 41260001

EAN Code: 8022389031521

Chrome Trims

Item Code: 41260002

EAN Code: 8022389031538

Bronze Trims

Item Code: 41260003

EAN Code: 8022389031545

Cooktop

- Gas Cooktop
- Brushed Steel
- 4 Gas Burners
- 1 Triple Crown
- Gas-Stop Safety Device
- Electric Grill
- Rotisserie Function
- Analog Programmer
- Telescopic Guides
- 2 Wire Shelves
- 1 Enamel Tray

"Easy To Clean" Blue Enameling

Cooling Fan

Adjustable Metal Feet

Power Absorbed: 6520 W

Gas Consumption: 12,15 kW

Available also in other colors upon request and special production



Upper Right Oven

- Electric Static Oven
- 40 L Gross Capacity
- Max Temperature: 250 °C
- Electric Grill
- Fixed Shelves Support
- 1 Wire Shelf
- 1 Enamel Tray

Upper Left Oven

- Electric Static Oven
- 35 L Gross Capacity
- Max Temperature: 260 °C
- Electric Grill
- Rotisserie Function
- Fixed Shelves Support
- 1 Wire Shelf
- 1 Enamel Tray

Lower Right

Storage Compartment

- 9,6 L Gross Capacity



RSD106MFTE/UI - STAINLESS STEEL

Brass Trims

Item Code: 60270001

EAN Code: 8022389027005

Chrome Trims

Item Code: 60270002

EAN Code: 8022389027012

Bronze Trims

Item Code: 60270003

EAN Code: 8022389027029

Cooktop

- Gas Cooktop
- Brushed Steel
- 4 Gas Burners
- 1 Dual Crown
- Gas-Stop Safety Device
- Lofra 1956 Cast Iron Pan Supports
- "Easy To Clean" Blue Enameling
- Cooling Fan
- Adjustable Metal Feet

Main Oven

- Multifunction Electric
- 9 Cooking Programs
- 72 L Gross Capacity
- Max Temperature: 270 °C
- Electric Grill
- Rotisserie Function
- Analog Programmer
- Telescopic Guides
- 2 Wire Shelves
- 1 Enamel Tray

Secondary Oven

- Electric Static Oven
- 35 L Gross Capacity
- Max Temperature: 250 °C
- Electric Grill
- Rotisserie Function
- Fixed Oven Guides
- 1 Wire Shelf
- 1 Enamel Tray

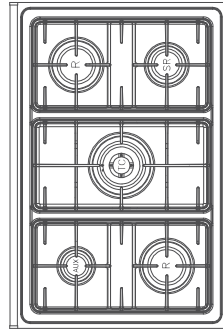
Power Absorbed: 4400 W

Gas Consumption: 12,15 kW



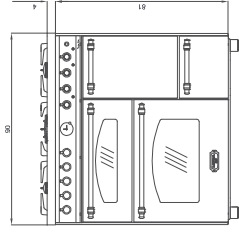
Cooktop Layout:

1 Aux | 1 Semi - Rapid | 2 Rapid | 1 Triple Crown



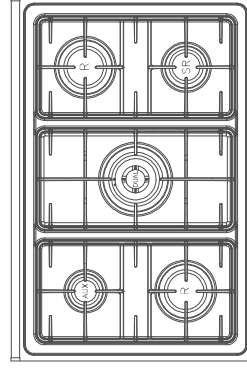
Technical Drawing (cm):

Dimensions (cm - WxDxH): 90x60x90-91,50



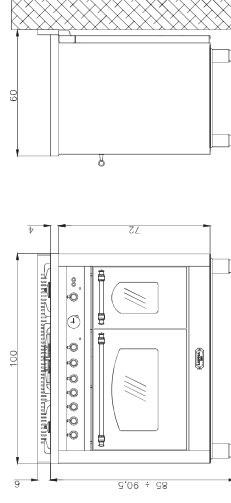
Cooktop Layout:

1 Aux | 1 Semi - Rapid | 2 Rapid | 1 Dual Crown



Technical Drawing (cm):

Dimensions (cm - WxDxH): 100x60x85-90,50



RST116MFET+SMFT/6IB -
STAINLESS STEEL

Brass Trims

Item Code: 60280007

EAN Code: 8022389031644

RNM116MFET+SMFT/6IB -
BLACK MATT

Brass Trims

Item Code: 60280010

EAN Code: 8022389031675

RST116MFET+SMFT/2AEO -
STAINLESS STEEL

Brass Trims

Item Code: 60280001

EAN Code: 8022389027036

RNM116MFET+SMFT/2AEO -
BLACK MATT

Brass Trims

Item Code: 60280004

EAN Code: 8022389027067



Cooktop

- Induction Cooktop
- 5 Booster Cooking Zones
- Up To 9 Levels
- 4 Heating Zones Ø 210 mm
- 2 Heating Zones Octa
- Booster Level
- Heating Accelerator
- Child Lock
- Power Indicator
- Residual Heat Indicator Light
- Timer
- Frontal Touch Control
- Limiter To 7400 W

Main Oven

- Multifunction Electric
- 9 Cooking Programs
- 72 L Gross Capacity
- Max Temperature: 240 °C
- Electric Grill
- Fixed Shelves Support
- 1 Wire Shelf
- 1 Enamel Tray

Upper Right Oven

- Electric Static Oven
- 40 L Gross Capacity
- Max Temperature: 250 °C
- Electric Grill
- Fixed Shelves Support
- 1 Wire Shelf
- 1 Enamel Tray

Lower Right

- Storage Compartment
- 9.6 L Gross Capacity

Available also in other colors upon request and special production

Upper Left Oven

- Electric Static Oven
- 35 L Gross Capacity
- Max Temperature: 260 °C
- Electric Grill
- Rotisserie Function
- Fixed Shelves Support
- 1 Wire Shelf
- 1 Enamel Tray

Power Absorbed: 28.5 kW

“Easy To Clean” Black Enamelling

2 Cooling Fan

Adjustable Metal Feet

Power Absorbed: 6520 W

Gas Consumption: 121.5 kW

Available also in other colors upon request and special production

Power Absorbed: 6520 W

Gas Consumption: 121.5 kW

Adjustable Metal Feet

2 Cooling Fan

“Easy To Clean” Black Enamelling

2 Cooling Fan

Telescopic Guides

Rotisserie Function

Analog Programmer

2 Wire Shelves

1 Enamel Tray

Cooktop

- Gas Cooktop
- Brushed Steel
- 5 Gas Burners
- 1 Dual Crown Ø 145 mm
- Gas-Stop Safety Device

Main Oven

- Multifunction Electric
- 9 Cooking Programs
- 72 L Gross Capacity
- Max Temperature: 240 °C
- Electric Grill
- Fixed Shelves Support
- 1 Wire Shelf
- 1 Enamel Tray

Upper Right Oven


- Electric Static Oven
- 40 L Gross Capacity
- Max Temperature: 250 °C
- Electric Grill
- Fixed Shelves Support
- 1 Wire Shelf
- 1 Enamel Tray

Upper Left Oven

- Electric Static Oven
- 35 L Gross Capacity
- Max Temperature: 260 °C
- Electric Grill
- Rotisserie Function
- Fixed Shelves Support
- 1 Wire Shelf
- 1 Enamel Tray

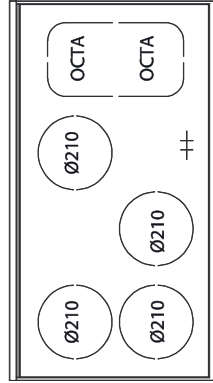
Lower Right

- Storage Compartment
- 9.6 L Gross Capacity



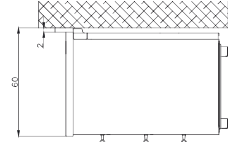
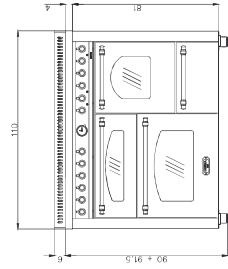
Cooktop Layout:

4 x 210 Ø | 2 x Octa



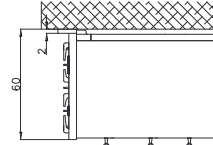
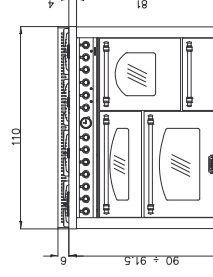
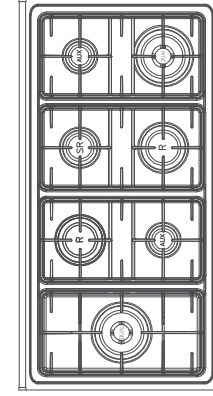
Technical Drawing (cm):

Dimensions (cm - WxDxH): 100x60x85-90.50



Cooktop Layout:

2. Auxiliary | 1 Semi-Rapid | 2. Rapid | 2. Dual Crown





RNMID126MFT+E/ZAEO - BLACK MATT

Brass Trims
Item Code: 62010015
EAN Code: 8022389010939

Chrome Trims
Item Code: 62010038
EAN Code: 8022389022314

Bronze Trims
Item Code: 62010037
EAN Code: 8022389022345

Cooktop

- Gas Cooktop
- Brushed Steel
- 5 Gas Burners
- 1 Dual Crown Ø 145 mm
- 1 Dual Crown Ø 115 mm
- Gas-Stop Safety Device

"Easy To Clean" Blue Enameling

- Cooling Fan
- Adjustable Metal Feet

Power Absorbed: 4800 W
Gas Consumption: 16.90 kW



Secondary Oven

- Electric Static Oven
- 35 L Gross Capacity
- Max Temperature: 250 °C
- Electric Grill
- Rotisserie Function
- Fixed Oven Guides
- 1 Wire Shelf
- 1 Enamel Tray

Available also in other colors upon request and special production

Also Available:



RSD126MFT+E/ZAEO - STAINLESS STEEL

Brass Trims
Item Code: 62010030
EAN Code: 8022389021522

Chrome Trims
Item Code: 62010040
EAN Code: 8022389022352

Bronze Trims
Item Code: 62010039
EAN Code: 8022389023724



RRPD126MFT+E/ZAEO - PEARL WHITE

Brass Trims
Item Code: 62010016
EAN Code: 8022389010946

Chrome Trims
Item Code: 62010042
EAN Code: 8022389023748

Bronze Trims
Item Code: 62010041
EAN Code: 8022389023731



RBID126MFT+E/ZAEO - IVORY

Brass Trims
Item Code: 62010013
EAN Code: 8022389010915

Chrome Trims
Item Code: 62010055
EAN Code: 8022389026619

Bronze Trims
Item Code: 62010034
EAN Code: 8022389023694



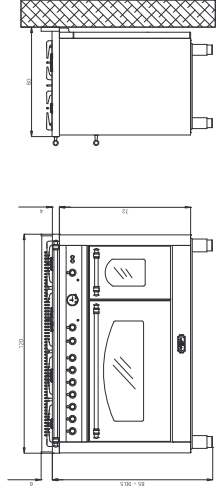
RRD126MFT+E/ZAEO - RED BURGUNDY

Brass Trims
Item Code: 62010014
EAN Code: 8022389010922

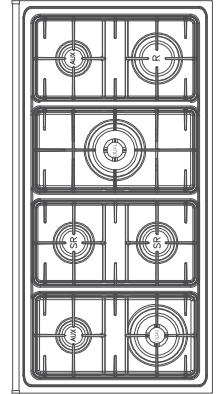
Chrome Trims
Item Code: 62010036
EAN Code: 8022389023717

Bronze Trims
Item Code: 62010035
EAN Code: 8022389023700

Technical Drawing (cm):
Dimensions (cm - WxDxH): 120x60x85-90,50



Cooktop Layout:
2 Aux | 2 Semi - Rapid | 1 Rapid | 1 Triple Crown



DOLCEVITA I2O Double Oven & Induction Zone

RNMD126MFT+E/2CI2I - BLACK MATT



Brass Trims
Item Code: 62010052
EAN Code: 8022389026350

Chrome Trims
Item Code: 62010053
EAN Code: 8022389026572

Bronze Trims
Item Code: 62010054
EAN Code: 8022389026589

Cooktop

- Gas Cooktop
- Brushed Steel
- 3 Gas Burners
- 1 Dual Crown Ø 145 mm
- 1 Dual Crown Ø 115 mm
- Gas-Stop Safety Device
- Induction Zone
- Cooking Zones: 2 Booster Zones
- Levels: Up To 9 Levels
- 1 Heating Zones x Ø 210 mm
- 1 Heating Zones x Ø 145 mm
- Booster Level
- Heating Accelerator
- Child Lock
- Power Indicator
- Residual Heat Indicator Light
- Timer
- Controls: Frontal Touch Control
- Power Limiter: 7400 W



Secondary Oven

- Electric Static Oven
- 35 L Gross Capacity
- Max Temperature: 250 °C
- Electric Grill
- Rotisserie Function
- Fixed Oven Guides
- 2 Wire Shelves
- 1 Enamel Tray

Power Absorbed: 4800 W
Gas Consumption: 16.90 kW

Available also in other colors
upon request and special production

"Easy To Clean" Blue Enameling Cooling Fan Adjustable Metal Feet

- Multifunction Electric
- 40 L Gross Capacity
- Max Temperature: 250 °C
- Electric Grill
- Rotisserie Function
- Fixed Oven Guides
- 1 Wire Shelves
- 1 Enamel Tray

Power Absorbed: 27 kW

Available also in other colors
upon request and special production

Cooktop

- Induction Cooktop
- 5 Booster Cooking Zones
- Up To 9 Levels
- 4 Heating Zones Ø 210 mm
- 2 Heating Zones Octa
- Booster Level
- Heating Accelerator
- Child Lock
- Power Indicator
- Residual Heat Indicator Light
- Timer
- Frontal Touch Control
- Limiter To 7400 W



Main Oven

- Multifunction Electric
- 9 Cooking Programs
- 101 L Gross Capacity
- Max Temperature: 270 °C
- Electric Grill
- Rotisserie Function
- Analog Programmer
- Telescopic Guides
- 2 Wire Shelves
- 1 Enamel Tray



DOLCEVITA I2O Double Oven & Induction Hob

RSD126MFT+MFT/6IB - STAINLESS STEEL



Brass Trims
Item Code: 62010063
EAN Code: 8022389027128

Chrome Trims
Item Code: 51440602
EAN Code: 8022389025018

Bronze Trims
Item Code: 62010065
EAN Code: 8022389027142

Cooktop

- Gas Cooktop
- Brushed Steel
- 3 Gas Burners
- 1 Dual Crown Ø 145 mm
- 1 Dual Crown Ø 115 mm
- Gas-Stop Safety Device
- Induction Zone
- Cooking Zones: 2 Booster Zones
- Levels: Up To 9 Levels
- 1 Heating Zones x Ø 210 mm
- 1 Heating Zones x Ø 145 mm
- Booster Level
- Heating Accelerator
- Child Lock
- Power Indicator
- Residual Heat Indicator Light
- Timer
- Controls: Frontal Touch Control
- Power Limiter: 7400 W



Secondary Oven

- Electric Static Oven
- 35 L Gross Capacity
- Max Temperature: 250 °C
- Electric Grill
- Rotisserie Function
- Fixed Oven Guides
- 2 Wire Shelves
- 1 Enamel Tray

Power Absorbed: 4800 W
Gas Consumption: 16.90 kW

Available also in other colors
upon request and special production

"Easy To Clean" Blue Enameling Cooling Fan Adjustable Metal Feet

- Multifunction Electric
- 40 L Gross Capacity
- Max Temperature: 250 °C
- Electric Grill
- Rotisserie Function
- Fixed Oven Guides
- 1 Wire Shelves
- 1 Enamel Tray

Power Absorbed: 27 kW

Available also in other colors
upon request and special production

Cooktop

- Induction Cooktop
- 5 Booster Cooking Zones
- Up To 9 Levels
- 4 Heating Zones Ø 210 mm
- 2 Heating Zones Octa
- Booster Level
- Heating Accelerator
- Child Lock
- Power Indicator
- Residual Heat Indicator Light
- Timer
- Frontal Touch Control
- Limiter To 7400 W



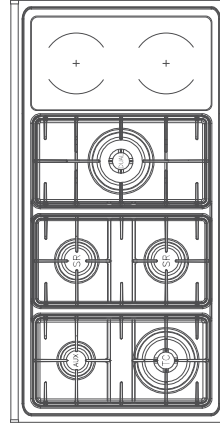
Main Oven

- Multifunction Electric
- 9 Cooking Programs
- 101 L Gross Capacity
- Max Temperature: 270 °C
- Electric Grill
- Rotisserie Function
- Analog Programmer
- Telescopic Guides
- 2 Wire Shelves
- 1 Enamel Tray



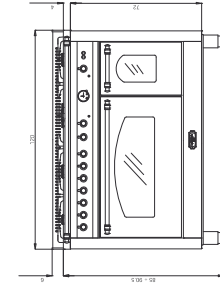
Cooktop Layout:

1 Aux | 2 Semi - Rapid | 2 Dual Crown | 2 Induction Zones



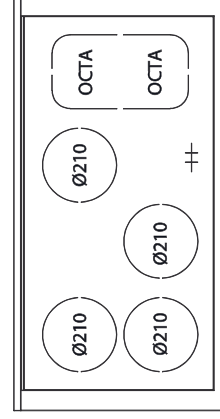
Technical Drawing (cm):

Dimensions (cm - WxDxH): 120x60x85-90,50



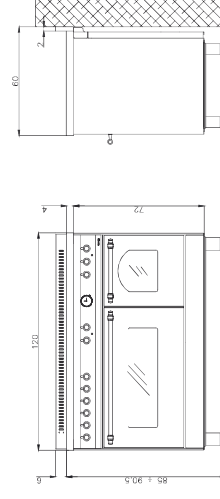
Cooktop Layout:

4 x 210 Ø | 2 x Octa



Technical Drawing (cm):

Dimensions (cm - WxDxH): 120x60x85-90,50



Also Available:

RNM126SMFET+MFT/2AEO - BLACK MATT
Brass Trims
 Item Code: 62010018
 EAN Code: 8022389017860

Chrome Trims
 Item Code: 62010046
 EAN Code: 8022389023816

Bronze Trims
 Item Code: 62010045
 EAN Code: 8022389023779



RBP126SMFET+MFT/2AEO - PEARL WHITE
Brass Trims
 Item Code: 62010020
 EAN Code: 8022389017884

Chrome Trims
 Item Code: 62010049
 EAN Code: 8022389023809

Bronze Trims
 Item Code: 62010048
 EAN Code: 8022389023793



RS126SMFET+MFT/2AEO - STAINLESS STEEL
Brass Trims
 Item Code: 62010033
 EAN Code: 8022389021904

Chrome Trims
 Item Code: 62010057
 EAN Code: 8022389027098

Bronze Trims
 Item Code: 62010058
 EAN Code: 8022389027104



RBH126SMFET+MFT/2AEO - IVORY
Brass Trims
 Item Code: 62010019
 EAN Code: 8022389017877

Chrome Trims
 Item Code: 62010059
 EAN Code: 8022389027111

Bronze Trims
 Item Code: 62010047
 EAN Code: 8022389023786



RRB126SMFET+MFT/2AEO - RED BURGUNDY
Brass Trims
 Item Code: 62010017
 EAN Code: 8022389017853

Chrome Trims
 Item Code: 62010044
 EAN Code: 8022389023762

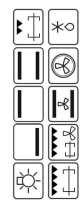
Bronze Trims
 Item Code: 62010043
 EAN Code: 8022389023755



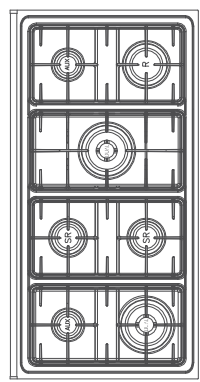
- Cooktop**
- Gas Cooktop
 - Brushed Steel
 - 5 Gas Burners
 - 1 Dual Crown Ø 145 mm
 - 1 Dual Crown Ø 115 mm
 - Gas-Stop Safety Device
- "Easy To Clean" Blue Enameling**
- Cooling Fan**
- Adjustable Metal Feet**
- Main Oven**
- Multifunction Electric
 - 9 Cooking Programs
 - 72 L Gross Capacity
 - Max Temperature: 260 °C
 - Electric Grill
 - Rotisserie Function
 - Analog Programmer
 - Telescopic Guides
 - 2 Wire Shelves
 - 1 Enamel Tray
- Upper Left Oven**
- Electric Static Oven
 - 40 L Gross Capacity
 - Max Temperature: 250 °C
 - Electric Grill
 - Fixed Oven Guides
 - 1 Wire Shelf
 - 1 Enamel Tray
- Lower Left Oven**
- Multifunction Electric
 - 5 Cooking Programs
 - 72 L Gross Capacity
 - Max Temperature: 270 °C
 - Electric Grill
 - Fixed Oven Guides
 - 1 Wire Shelf
 - 1 Enamel Tray
- Lower Right Storage Compartment**

Power Absorbed: 7400 W
Gas Consumption: 16.90 kW

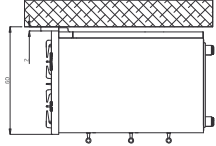
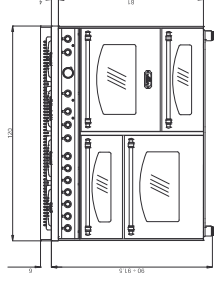
Available also in other colors upon request and special production



Cooktop Layout:
 2 Aux | 2 Semi - Rapid | 1 Rapid | 2 Dual Crown



Technical Drawing (cm):
 Dimensions (cm - WxDxH): 120x60x85-90.50





RNMD156MFT+MFT/AEOV - BLACK MATT

Brass Trims
Item Code: 63010002
EAN Code: 802238907839

Chrome Trims
Item Code: 63010005
EAN Code: 8022389020747

Bronze Trims
Item Code: 63010006
EAN Code: 8022389020754



RSD156MFT+MFT/AEOV - STAINLESS STEEL

Brass Trims
Item Code: 63010004
EAN Code: 8022389017730

Bronze Trims
Item Code: 63010008
EAN Code: 8022389020778



RBID156MFT+MFT/AEOV - IVORY

Brass Trims
Item Code: 63010001
EAN Code: 8022389017846

Chrome Trims
Item Code: 63010009
EAN Code: 8022389020761

Bronze Trims
Item Code: 63010010
EAN Code: 8022389020792



RRD156MFT+MFT/AEOV - RED BURGUNDY

Brass Trims
Item Code: 63010003
EAN Code: 8022389017822

Chrome Trims
Item Code: 63010011
EAN Code: 8022389020808


Bronze Trims
Item Code: 63010012
EAN Code: 8022389020815

Cooktop

- Gas Cooktop
- Brushed Steel
- 6 Gas Burners
- 1 Dual Crown Ø 145 mm
- Gas-Stop Safety Device
- Induction Zone
- 2 Booster Cooking Zones
- Up To 9 Levels
- 2 Heating Zone Ø 155 mm
- Booster Level
- Heating Accelerator
- Child Lock
- Power Indicator
- Residual Heat Indicator Light
- Timer
- Frontal Touch Control
- Limiter To 7400 W

"Easy To Clean" Blue Enameling Cooling Fan Adjustable Metal Feet

Power Absorbed: 8150 W
Gas Consumption: 16.75 kW



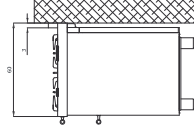
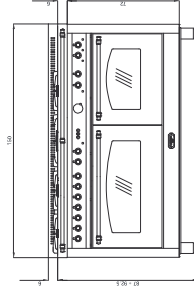
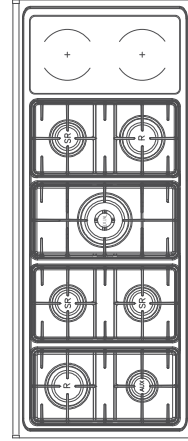
Secondary Oven

- Multifunction Electric
- 9 Cooking Programs
- 72 L Gross Capacity
- Max Temperature: 260 °C
- Electric Grill
- Rotisserie Function
- End-Of-Cooking Timer
- Telescopic Guides
- 2 Wire Shelves
- 1 Enamel Tray

Available also in other colors upon request and special production

Cooktop Layout:
 1 Aux | 3 Semi - Rapid | 2 Rapid | 2 Induction Zone Ø 155 mm

Technical Drawing (cm):
 Dimensions (cm - WxDxH): 150x60x87 - 92,50



Also Available:

TECHNICAL TABLES

MODEL	R...66MFT/Ci	R...66MFT/4i	R...66MFT/Ci	R...66MFT/4i	R...UD76MFT/Ci	R...UD76MFT/4i
Aesthetics	DolceVita	DolceVita	DolceVita	DolceVita	DolceVita	DolceVita
Dimensions (WxDxH) cm	60x60x85-90-50	60x60x85-90-50	60x60x85-90-50	70x60x90-91-50	70x60x90-91-50	70x60x90-91-50
Adj. Metal Feet	•	•	•	•	•	•
Power Absorbed	2610 W	9810 W	9750 W	4750 W	4750 W	4750 W
Gas Consumption	9.35 kW	12.85 kW	12.15 kW	-	-	-
HOB FEATURES						
Type Of Cooking Top	Gas Hob	Gas Hob	Gas Hob	Induction Hob	Induction Hob	Induction Hob
Number Of Gas Burners	4	4	5	-	-	-
Hob Trims	Brass / Chrome / Bronze	Brass / Chrome / Bronze	Brass / Chrome / Bronze	Brass / Chrome / Bronze	Brass / Chrome / Bronze	Brass / Chrome / Bronze
Electric Ignition Under Knob	•	•	•	•	•	•
Cast Iron Pan Support	•	•	•	•	•	•
Gas-Stop Safety Device	•	•	•	•	•	•
Max Input Burners Auxiliary Burner	110 kW	-	110 kW	-	-	-
Max Input Burners Semi - Rapid Burner	175 kW	-	175 kW	-	-	-
Max Input Burners Rapid Burner	280 kW	-	280 kW	-	-	-
Max Input Burners Triple Crown Burner	370 kW	-	370 kW	-	-	-
Max Input Burners Dual Crown Burner (125 mm)	-	-	-	-	-	-
Max Input Burners Dual Crown Burner (145 mm)	-	-	-	-	-	-
Number Of Electric Zones	-	4	-	4	-	4
Booster Max. Input Induction Zone Ø 150 mm	-	1600 W	-	1600 W	-	1600 W
Booster Max. Input Induction Zone Ø 170 mm	-	-	-	-	-	-
Booster Max. Input Induction Zone Ø 190 mm	-	-	-	-	-	-
Booster Max. Input Induction Zone Ø 215 mm	-	2000 W	-	2000 W	-	2000 W
Booster Max. Input Induction Zone Ø 260 mm	-	-	-	-	-	-
Power Indicator	-	•	-	•	-	•
Residual Heat Indicator Light	-	•	-	•	-	•
Timer	-	•	-	•	-	•
Child Lock	-	•	-	•	-	•
OVEN FEATURES						
Number Of Oven	1	1	2	2	2	2
Programmer Type	Analog Programmer	Analog Programmer	Analog Programmer	Analog Programmer	Analog Programmer	Analog Programmer
Grill Type	Electric Grill	Electric Grill	Electric Grill	Electric Grill	Electric Grill	Electric Grill
Gas-Stop Safety Device	-	-	-	-	-	-
Number Of Fan	1	1	1	1	1	1
Tempered Triple Glass Door	•	•	•	•	•	•
Cooling Fan	•	•	•	•	•	•
Rotisserie Function	•	•	•	•	•	•
"Easy To Clean" Enamel	•	•	•	•	•	•
MAIN OVEN						
Internal Dimensions (WxDxH) cm	47.90x40x36.90	47.90x40x36.90	47.90x40x36.90	47.90x40x36.90	47.90x40x36.90	47.90x40x36.90
Cooking Programs	9	9	9	9	9	9
Max Temperature (°C)	270 °C	270 °C	260 °C	270 °C	270 °C	270 °C
Gross Capacity (L)	72 L	72 L	72 L	72 L	72 L	72 L
Oven Shelf Support	Telescopic at 2 Levels	Telescopic at 2 Levels	Telescopic at 2 Levels	Telescopic at 2 Levels	Telescopic at 2 Levels	Telescopic at 2 Levels
Wire Shelf	2	2	2	2	2	2
Enamel Tray	1	1	1	1	1	1
Max Power Absorbed By Bottom Heat	1650 W	1650 W	1650 W	1750 W	1750 W	1750 W
Max Power Absorbed By Top Heat	900 W	900 W	900 W	1000 W	1000 W	1000 W
Max Power Absorbed By Grill	1500 W	1500 W	1500 W	2000 W	2000 W	2000 W
Max Power Absorbed By Maxi - Grill	2400 W	2400 W	2400 W	3000 W	3000 W	3000 W
Max Power Absorbed By Fan	2000 W	2000 W	2000 W	2500 W	2500 W	2500 W
Max Gas Burner Consumption	-	330 kW	-	-	-	-
SECONDARY OVEN						
Internal Dimensions (WxDxH) cm	-	47.90x44.80x17.60	Electric Static	Electric Static	Electric Static	Electric Static
Cooking Programs	-	47.90x44.80x17.60	47.90x44.80x17.60	47.90x44.80x17.60	47.90x44.80x17.60	47.90x44.80x17.60
Max Temperature (°C)	-	250 °C	250 °C	250 °C	250 °C	250 °C
Gross Capacity (L)	-	40 L	40 L	40 L	40 L	40 L
Oven Shelf Support	-	Fixed	Fixed	Fixed	Fixed	Fixed
Wire Shelf	-	1	1	1	1	1
Enamel Tray	-	1	1	1	1	1
Max Power Absorbed By Bottom Heat	-	1200 W	1200 W	1200 W	1200 W	1200 W
Max Power Absorbed By Top Heat	-	950 W	950 W	950 W	950 W	950 W
Max Power Absorbed By Grill	-	1000 W	1000 W	1000 W	1000 W	1000 W
Max Power Absorbed By Maxi - Grill	-	-	-	-	-	-
Max Power Absorbed By Fan	-	-	-	-	-	-
Ref. Page.	78	80	82	84	85	85

TECHNICAL TABLES

MODEL	R...G96MFT/Ci	R...G96MFT/4i	R...G96MFT/Ci	R...G96MFT/4i	R...D96MFT/Ci	R...D96MFT/4i
Aesthetics	DolceVita	DolceVita	DolceVita	DolceVita	DolceVita	DolceVita
Dimensions (WxDxH) cm	90x60x85-90-50	90x60x85-90-50	90x60x85-90-50	90x60x85-90-50	90x60x85-90-50	90x60x85-90-50
Adj. Metal Feet	•	•	•	•	•	•
Power Absorbed	3100 W	10500 W	10500 W	4355 W	4355 W	1800 W
Gas Consumption	12.15 kW	12.15 kW	12.15 kW	11.30 kW	11.30 kW	15.45 kW
HOB FEATURES						
Type Of Cooking Top	Gas Hob	Gas Hob	Gas Hob	Induction Hob	Gas Hob	Gas Hob
Number Of Gas Burners	5	5	5	-	5	5
Hob Trims	Brass / Chrome / Bronze	Brass / Chrome / Bronze	Brass / Chrome / Bronze	Brass / Chrome / Bronze	Brass / Chrome / Bronze	Brass / Chrome / Bronze
Electric Ignition Under Knob	•	•	•	•	•	•
Cast Iron Pan Support	•	•	•	•	•	•
Gas-Stop Safety Device	•	•	•	•	•	•
Max Input Burners Auxiliary Burner	110 kW	110 kW	110 kW	110 kW	110 kW	110 kW
Max Input Burners Semi - Rapid Burner	175 kW	175 kW	175 kW	175 kW	175 kW	175 kW
Max Input Burners Rapid Burner	280 kW	280 kW	280 kW	280 kW	280 kW	280 kW
Max Input Burners Triple Crown Burner	370 kW	370 kW	370 kW	370 kW	370 kW	370 kW
Max Input Burners Dual Crown Burner (125 mm)	-	-	-	-	-	-
Max Input Burners Dual Crown Burner (145 mm)	-	-	-	-	-	-
Number Of Electric Zones	-	-	-	5	-	-
Booster Max. Input Induction Zone Ø 150 mm	-	-	-	-	-	-
Booster Max. Input Induction Zone Ø 170 mm	-	-	-	1400 W	-	-
Booster Max. Input Induction Zone Ø 190 mm	-	-	-	2000 W	-	-
Booster Max. Input Induction Zone Ø 210 mm	-	-	-	3000 W	-	-
Booster Max. Input Induction Zone Ø 260 mm	-	-	-	3000 W	-	-
Power Indicator	-	•	-	•	-	•
Residual Heat Indicator Light	-	•	-	•	-	•
Timer	-	•	-	•	-	•
Child Lock	-	•	-	•	-	•
OVEN FEATURES						
Number Of Oven	1	1	1	1	2	2
Programmer Type	Analog Programmer	Analog Programmer	Analog Programmer	Analog Programmer	Analog Programmer	Analog Programmer
Grill Type	Electric Grill	Electric Grill	Electric Grill	Electric Grill	Electric Grill	Gas Grill
Gas-Stop Safety Device	-	-	-	-	-	-
Number Of Fan	1	1	1	1	1	1
Tempered Triple Glass Door	•	•	•	•	•	•
Cooling Fan	•	•	•	•	•	•
Rotisserie Function	•	•	•	•	•	•
"Easy To Clean" Enamel	•	•	•	•	•	•
MAIN OVEN						
Internal Dimensions (WxDxH) cm	67.80x40x37	67.80x40x37	67.80x40x37	67.80x40x37	47.90x40x36.90	47.90x40x36.90
Cooking Programs	9	9	9	9	9	9
Max Temperature (°C)	270 °C	270 °C	260 °C	270 °C	260 °C	260 °C
Gross Capacity (L)	101 L	101 L	101 L	101 L	72 L	72 L
Oven Shelf Support	Telescopic at 2 Levels	Telescopic at 2 Levels	Telescopic at 2 Levels	Telescopic at 2 Levels	Telescopic at 2 Levels	Telescopic at 2 Levels
Wire Shelf	2	2	2	2	2	2
Enamel Tray	1	1	1	1	1	1
Max Power Absorbed By Bottom Heat	1750 W	1750 W	1750 W	1750 W	1650 W	1650 W
Max Power Absorbed By Top Heat	1000 W	1000 W	1000 W	1000 W	900 W	900 W
Max Power Absorbed By Grill	2000 W	2000 W	1500 W	2000 W	1500 W	1500 W
Max Power Absorbed By Maxi - Grill	3000 W	3000 W	3000 W	3000 W	2400 W	2400 W
Max Power Absorbed By Fan	2500 W	2500 W	2500 W	2500 W	2000 W	2000 W
Max Gas Burner Consumption	-	5.00 kW	-	-	-	3.30 kW
SECONDARY OVEN						
Internal Dimensions (WxDxH) cm	-	-	-	-	Electric Static	Electric Static
Cooking Programs	-	-	-	-	23x40.80x36.90	23x40.80x36.90
Max Temperature (°C)	-	-	-	-	250 °C	250 °C
Gross Capacity (L)	-	-	-	-	35 L	35 L
Oven Shelf Support	-	-	-	-	Fixed	Fixed
Wire Shelf	-	-	-	-	1	1
Enamel Tray	-	-	-	-	1	1
Max Power Absorbed By Bottom Heat	-	-	-	-	1200 W	1200 W
Max Power Absorbed By Top Heat	-	-	-	-	900 W	900 W
Max Power Absorbed By Grill	-	-	-	-	1000 W	1000 W
Max Power Absorbed By Maxi - Grill	-	-	-	-	-	-
Max Power Absorbed By Fan	-	-	-	-	-	-
Ref. Page.	86	88	90	92	92	94

TECHNICAL TABLES

MODEL	R...D96MFE/5I	R...D96MFE/5F	R...D106MFE/5I	R...D126MFE/2AE0
Aesthetics	DolceVita	DolceVita	DolceVita	DolceVita
Dimensions (WxDxH) cm	90x60x85=90,50	90x60x85=90,50	100x60x85=90,50	120x60x85=90,50
Adj. Metal Feet	•	•	•	•
Power Absorbed	11750 W	11800 W	4400 W	4800 W
Gas Consumption	-	-	16,90 kW	16,90 kW
HOB FEATURES				
Type Of Cooking Top	Induction/Hob	Induction/Hob	Gas Hob	Gas Hob
Number Of Gas Burners	-	-	5	7
Hob Trims	Brass / Chrome / Bronze	Brass / Chrome / Bronze	Brass / Chrome / Bronze	Brass / Chrome / Bronze
Electric Ignition Under Knob	•	•	•	•
Cast Iron Pan Support	•	•	•	•
Gas-Stop Safety Device	-	-	-	-
Max Input Burners Auxiliary Burner	-	-	110 kW	110 kW
Max Input Burners Semi - Rapid Burner	-	-	1,75 kW	1,75 kW
Max Input Burners Rapid Burner	-	-	2,80 kW	2,80 kW
Max Input Burners Triple Crown Burner	-	-	3,70 kW	3,70 kW
Max Input Burners Dual Crown Burner (25 mm)	-	-	-	3,90 kW
Max Input Burners Dual Crown Burner (45 mm)	-	-	-	4,50 kW
Number Of Electric Zones	5	5	-	-
Booster Max. Input Induction Zone Ø 150 mm	-	-	-	-
Booster Max. Input Induction Zone Ø 170 mm	1400 W	1400 W	-	-
Booster Max. Input Induction Zone Ø 190 mm	2000 W	2000 W	-	-
Booster Max. Input Induction Zone Ø 210 mm	3000 W	3000 W	-	-
Booster Max. Input Induction Zone Ø 260 mm	3000 W	3000 W	-	-
Power Indicator	•	•	-	-
Residual Heat Indicator Light	•	•	-	-
Timer	•	•	-	-
Child Lock	•	•	-	-
OVEN FEATURES				
Number Of Oven	2	2	2	2
Programmer Type	Analog Programmer	Analog Programmer	Analog Programmer	Analog Programmer
Grill Type	Electric Grill	Electric Grill	Electric Grill	Electric Grill
Gas-Stop Safety Device	-	-	-	-
Number Of Fan	1	1	2	2
Tempered Triple glass Door	•	•	•	•
Cooling Fan	•	•	•	•
Rotisserie Function	•	•	•	•
"Easy To Clean" Enamel	•	•	•	•
MAIN OVEN				
Internal Dimensions (WxDxH) cm	47,90x40x36,90	47,90x40x36,90	67,80x40x37	67,80x40x37
Cooking Programs	9	9	9	9
Max Temperature (°C)	270 °C	270 °C	270 °C	270 °C
Gross Capacity (L)	72 L	72 L	72 L	72 L
Oven Shelf Support	Telescopic at 2 Levels	Telescopic at 2 Levels	Telescopic at 2 Levels	Telescopic at 2 Levels
Wire Shelf	2	2	2	2
Enamel Tray	1	1	1	1
Max Power Absorbed By Bottom Heat	1650 W	1650 W	1700 W	1700 W
Max Power Absorbed By Top Heat	900 W	900 W	1000 W	1000 W
Max Power Absorbed By Grill	1500 W	1500 W	2000 W	2000 W
Max Power Absorbed By Maxi - Grill	2400 W	2400 W	3000 W	3000 W
Max Power Absorbed By Fan	2000 W	2000 W	2500 W	2500 W
Max Gas Burner Consumption	-	-	-	-
SECONDARY OVEN				
Internal Dimensions (WxDxH) cm	23x40,80x36,90	23x40,80x36,90	23x40,80x36,90	23x40,80x36,90
Cooking Programs	-	-	-	-
Max Temperature (°C)	250 °C	250 °C	250 °C	250 °C
Gross Capacity (L)	35 L	35 L	35 L	35 L
Oven Shelf Support	Fixed	Fixed	Fixed	Fixed
Wire Shelf	1	1	1	1
Enamel Tray	1	1	1	1
Max Power Absorbed By Bottom Heat	1200 W	1200 W	1200 W	1200 W
Max Power Absorbed By Top Heat	500 W	500 W	500 W	500 W
Max Power Absorbed By Grill	1000 W	1000 W	1000 W	1000 W
Max Power Absorbed By Maxi - Grill	-	-	-	-
Max Power Absorbed By Fan	-	-	-	-
Ref. Page.	96	98	101	104

TECHNICAL TABLES

MODEL	R...D126MFE/4E/2Q2I	R...D126MFE+MFT/9IB	R...D126MFE+MFT/AE0V
Aesthetics	DolceVita	DolceVita	DolceVita
Dimensions (WxDxH) cm	120x60x85=90,50	120x60x85=90,50	150x60x87 - 92,50
Adj. Metal Feet	•	•	•
Power Absorbed	4800 W	27 kW	8150 W
Gas Consumption	16,90 kW	-	16,75 kW
HOB FEATURES			
Type Of Cooking Top	Gas Hob / Induction Zone	Induction Hob	Gas Hob / Induction Zone
Number Of Gas Burners	5	-	7
Hob Trims	Brass / Chrome / Bronze	Brass / Chrome / Bronze	Brass / Chrome / Bronze
Electric Ignition Under Knob	•	•	•
Cast Iron Pan Support	•	•	•
Gas-Stop Safety Device	-	-	-
Max Input Burners Auxiliary Burner	110 kW	-	110 kW
Max Input Burners Semi - Rapid Burner	1,75 kW	-	1,75 kW
Max Input Burners Rapid Burner	-	-	2,80 kW
Max Input Burners Triple Crown Burner	-	-	3,90 kW
Max Input Burners Dual Crown Burner (25 mm)	3,90 kW	-	4,50 kW
Max Input Burners Dual Crown Burner (45 mm)	4,50 kW	6	4,50 kW
Number Of Electric Zones	2	2	2
Booster Max. Input Induction Zone Ø 150 mm	1200 W	-	1200 W
Booster Max. Input Induction Zone Ø 170 mm	-	-	-
Booster Max. Input Induction Zone Ø 190 mm	-	-	-
Booster Max. Input Induction Zone Ø 210 mm	-	3000 W	-
Booster Max. Input Induction Zone Ø 260 mm	-	-	-
Octa Zones	-	-	-
Power Indicator	•	•	•
Residual Heat Indicator Light	•	•	•
Timer	•	•	•
Child Lock	•	•	•
OVEN FEATURES			
Number Of Oven	2	2	2
Programmer Type	Analog Programmer	Analog Programmer	Analog Programmer
Grill Type	Electric Grill	Electric Grill	Electric Grill
Gas-Stop Safety Device	-	-	-
Number Of Fan	2	2	2
Tempered Triple glass Door	•	•	•
Cooling Fan	•	•	•
Rotisserie Function	•	•	•
"Easy To Clean" Enamel	•	•	•
MAIN OVEN			
Internal Dimensions (WxDxH) cm	67,80x40x37	67,80x40x37	67,80x40x37
Cooking Programs	9	9	9
Max Temperature (°C)	270 °C	270 °C	260 °C
Gross Capacity (L)	72 L	72 L	101 L
Oven Shelf Support	Telescopic at 2 Levels	Telescopic at 2 Levels	Telescopic at 2 Levels
Wire Shelf	2	2	2
Enamel Tray	1	1	1
Max Power Absorbed By Bottom Heat	1700 W	1700 W	1700 W
Max Power Absorbed By Top Heat	1000 W	1000 W	1000 W
Max Power Absorbed By Grill	2000 W	2000 W	2000 W
Max Power Absorbed By Maxi - Grill	3000 W	3000 W	3000 W
Max Power Absorbed By Fan	2500 W	2500 W	2500 W
Max Gas Burner Consumption	-	-	-
SECONDARY OVEN			
Internal Dimensions (WxDxH) cm	23x40,80x36,90	23x40,80x36,90	23x40,80x36,90
Cooking Programs	-	-	-
Max Temperature (°C)	250 °C	250 °C	260 °C
Gross Capacity (L)	35 L	35 L	40 L
Oven Shelf Support	Fixed	Fixed	Telescopic at 2 Levels
Wire Shelf	1	1	1
Enamel Tray	1	1	1
Max Power Absorbed By Bottom Heat	1200 W	1200 W	1650 W
Max Power Absorbed By Top Heat	500 W	500 W	900 W
Max Power Absorbed By Grill	1000 W	1000 W	1500 W
Max Power Absorbed By Maxi - Grill	-	-	2400 W
Max Power Absorbed By Fan	-	-	1500 W
Ref. Page.	106	107	110

TECHNICAL TABLES FOR QUATTROPORTE MODELS

MODEL	R...196MF2ET/CI	R...196GV2ET/CI	R...T16MFET+SMFT/2AEO	R...T26SMFET+MFET/2AEO
Aesthetics	DolceVita	DolceVita	DolceVita	DolceVita
Dimensions (WxDxH) cm	90x60x90-91.50	90x60x90-91.50	100x60x95-90.50	120x60x95-90.50
Adj. Metal Feet	•	•	•	•
Power Absorbed	6520 W	6520 W	7400 W	7400 W
Gas Consumption	12.15 kW	12.15 kW	16.90 kW	16.90 kW
HOB FEATURES				
Type Of Cooking Top	Gas Hob	Gas Hob	Gas Hob	Gas Hob
Number Of Gas Burners	5	5	7	7
Hob Trims	Brass / Chrome / Bronze	Brass / Chrome / Bronze	Brass / Chrome / Bronze	Brass / Chrome / Bronze
Electric Ignition Under Knob	•	•	•	•
Cast Iron Pan Support	•	•	•	•
Gas-Stop Safety Device	•	•	•	•
Max Input Burners Auxiliary Burner	110 kW	110 kW	110 kW	110 kW
Max Input Burners Semi - Rapid Burner	125 kW	125 kW	175 kW	175 kW
Max Input Burners Rapid Burner	240 kW	240 kW	240 kW	240 kW
Max Input Burners Triple Crown Burner	370 kW	370 kW	370 kW	370 kW
Max Input Burners Dual Crown Burner (125 mm)	-	-	400 kW	400 kW
Max Input Burners Dual Crown Burner (145 mm)	-	-	430 kW	430 kW
OVEN FEATURES				
Number Of Oven	4	4	4	4
Programmer Type	Analog Programmer	Analog Programmer	Analog Programmer	Analog Programmer
Grill Type	Electric Grill	Electric Grill	Electric Grill	Electric Grill
Number Of Fan	2	2	2	2
Tempered Triple Glass Door	•	•	•	•
Cooling Fan	•	•	•	•
Rotisserie Function	•	•	•	•
"Easy To Clean" Enamel	•	•	•	•
MAIN OVEN	Lower Left - Multifunction Electric	Lower Left - Multifunction Electric	Lower Left - Multifunction Electric	Upper Right - Multifunction Electric
Internal Dimensions (WxDxH) cm	47.90x40x36.90	47.90x40x36.90	47.90x40x36.90	47.90x40x36.90
Cooking Programs	9	9	9	9
Max Temperature (°C)	260 °C	260 °C	260 °C	260 °C
Gross Capacity (L)	72 L	72 L	72 L	72 L
Oven Shelf Support	Telescopic Shelves at 2 Level	Telescopic Shelves at 2 Level	Telescopic Shelves at 2 Level	Telescopic Shelves at 2 Level
Wire Shelf	2	2	2	2
Enamel Tray	1	1	1	1
Max Power Absorbed By Bottom Heat	1650 W	1650 W	1650 W	1650 W
Max Power Absorbed By Top Heat	900 W	900 W	900 W	900 W
Max Power Absorbed By Grill	1500 W	1500 W	1500 W	1500 W
Max Power Absorbed By Maxi - Grill	2400 W	2400 W	2400 W	2400 W
Max Power Absorbed By Fan	2000 W	2000 W	2000 W	2000 W
SECONDARY OVEN	Upper Right - Electric Static	Upper Right - Electric Static	Upper Right - Electric Static	Lower Left - Multifunction Electric
Internal Dimensions (WxDxH) cm	47.90x40x10	47.90x44x80x17.60	47.90x44x80x17.60	47.90x40x10
Cooking Programs	9	9	9	9
Max Temperature (°C)	250 °C	250 °C	250 °C	250 °C
Gross Capacity (L)	40 L	40 L	40 L	40 L
Oven Shelf Support	Fixed	Fixed	Fixed	Fixed
Wire Shelf	1	1	1	1
Enamel Tray	1	1	1	1
Max Power Absorbed By Bottom Heat	1200 W	1200 W	1200 W	1200 W
Max Power Absorbed By Top Heat	270 W	270 W	270 W	270 W
Max Power Absorbed By Grill	1900 W	1900 W	1900 W	1900 W
Max Power Absorbed By Maxi - Grill	-	-	-	-
Max Power Absorbed By Fan	-	-	-	-
THIRD OVEN	Upper Left - Multifunction Electric	Upper Left - Multifunction Electric	Upper Left - Multifunction Electric	Upper Left - Multifunction Electric
Internal Dimensions (WxDxH) cm	23x40x80x36.90	23x40x80x36.90	23x40x80x36.90	23x40x80x36.90
Cooking Programs	5	5	5	5
Max Temperature (°C)	260 °C	270 °C	270 °C	270 °C
Gross Capacity (L)	35 L	72 L	72 L	72 L
Oven Shelf Support	Fixed	Fixed	Fixed	Fixed
Wire Shelf	1	1	1	1
Enamel Tray	1	1	1	1
Max Power Absorbed By Bottom Heat	1200 W	1200 W	1650 W	1650 W
Max Power Absorbed By Top Heat	500 W	900 W	900 W	900 W
Max Power Absorbed By Grill	1000 W	1500 W	1500 W	1500 W
Max Power Absorbed By Maxi - Grill	-	-	-	-
Max Power Absorbed By Fan	-	-	-	-
LOWER RIGHT STORAGE COMPARTMENT	Electric Static	Electric Static	Electric Static	Electric Static
Internal Dimensions (WxDxH) cm	24x39.80x10	24x39.80x10	24x39.80x10	24x39.80x10
Cooking Programs	-	-	-	-
Max Temperature (°C)	-	-	-	-
Gross Capacity (L)	9.6 L	9.6 L	9.6 L	9.6 L
Oven Shelf Support	-	-	-	-
Wire Shelf	-	-	-	-
Enamel Tray	-	-	-	-
Max Power Absorbed By Bottom Heat	-	-	-	-
Max Power Absorbed By Top Heat	-	-	-	-
Max Power Absorbed By Grill	200 W	200 W	200 W	200 W
Max Power Absorbed By Maxi - Grill	-	-	-	-
Max Power Absorbed By Fan	-	-	-	-
Ref. Page	99	100	101	108

TECHNICAL TABLES FOR QUATTROPORTE MODELS WITH INDUCTION HOB

MODEL	R...T16MFET+SMFT/6IB
Aesthetics	DolceVita
Dimensions (WxDxH) cm	100x60x95-90.50
Adj. Metal Feet	•
Power Absorbed	28.5 kW
Gas Consumption	-
HOB FEATURES	
Type Of Cooking Top	Induction Hob
Number Of Gas Burners	-
Hob Trims	Brass / Chrome / Bronze
Number Of Electric Zones	6
Booster Max. Input Induction Zone Ø 150 mm	-
Booster Max. Input Induction Zone Ø 170 mm	-
Booster Max. Input Induction Zone Ø 190 mm	-
Booster Max. Input Induction Zone Ø 210 mm	3000 W
Booster Max. Input Induction Zone Ø 240 mm	-
Octa Zones	3700 W
Power Indicator	•
Residual Heat Indicator Light	•
Timer	•
Child Lock	•
OVEN FEATURES	
Number Of Oven	4
Programmer Type	Analog Programmer
Grill Type	Electric Grill
Number Of Fan	2
Tempered Triple Glass Door	•
Cooling Fan	•
Rotisserie Function	•
"Easy To Clean" Enamel	•
MAIN OVEN	Lower Left - Multifunction Electric
Internal Dimensions (WxDxH) cm	47.90x40x36.90
Cooking Programs	9
Max Temperature (°C)	260 °C
Gross Capacity (L)	72 L
Oven Shelf Support	Telescopic Shelves at 2 Level
Wire Shelf	2
Enamel Tray	1
Max Power Absorbed By Bottom Heat	1650 W
Max Power Absorbed By Top Heat	900 W
Max Power Absorbed By Grill	1500 W
Max Power Absorbed By Maxi - Grill	2400 W
Max Power Absorbed By Fan	2000 W
SECONDARY OVEN	Upper Right - Electric Static
Internal Dimensions (WxDxH) cm	47.90x40x10
Cooking Programs	9
Max Temperature (°C)	250 °C
Gross Capacity (L)	40 L
Oven Shelf Support	Fixed
Wire Shelf	1
Enamel Tray	1
Max Power Absorbed By Bottom Heat	1200 W
Max Power Absorbed By Top Heat	900 W
Max Power Absorbed By Grill	1900 W
Max Power Absorbed By Maxi - Grill	-
Max Power Absorbed By Fan	-
THIRD OVEN	Upper Left - Multifunction Electric
Internal Dimensions (WxDxH) cm	23x40x80x36.90
Cooking Programs	5
Max Temperature (°C)	260 °C
Gross Capacity (L)	35 L
Oven Shelf Support	Fixed
Wire Shelf	1
Enamel Tray	1
Max Power Absorbed By Bottom Heat	1200 W
Max Power Absorbed By Top Heat	500 W
Max Power Absorbed By Grill	1000 W
Max Power Absorbed By Maxi - Grill	-
Max Power Absorbed By Fan	-
LOWER RIGHT STORAGE COMPARTMENT	Electric Static
Internal Dimensions (WxDxH) cm	24x39.80x10
Cooking Programs	-
Max Temperature (°C)	-
Gross Capacity (L)	9.6 L
Oven Shelf Support	-
Wire Shelf	-
Enamel Tray	-
Max Power Absorbed By Bottom Heat	-
Max Power Absorbed By Top Heat	-
Max Power Absorbed By Grill	200 W
Max Power Absorbed By Maxi - Grill	-
Max Power Absorbed By Fan	-
Ref. Page	102

VENEZIA LINE ECHOES OF LIGHT

WHEN ELEGANCE MEETS HISTORY

The Venezia line transforms everyday life into a refined tribute to centuries of art, architecture, and culture.

Every detail embodies expertise and passion, meeting every need thanks to refined materials and meticulous design.

With its gas or induction hobs, multifunction ovens, and sealed brass burners for greater efficiency, it combines high performance and refined style.

Inspired by the bright colors of Burano, they give the environment a sophisticated look, an expression of Italian style, guaranteeing advanced technology while offering a unique and elegant look



Also Available:



PG96WMFT/AEO - STAINLESS STEEL
Item Code: 60060072
EAN Code: 8022389021423

Cooktop

- Gas Cooktop
- Mirror Polished
- 4 Sealed Brass Burners
- 1 Dual Crown
- Gas-Stop Safety Device
- Removable Backguard

"Easy To Clean" Black Enameling

- Cooling Fan
- Adjustable Metal Feet

Power Absorbed: 3190 W
Gas Consumption: 13,25 kW

Oven

- Multifunction Electric
- 9 Cooking Programs
- 119 L Gross Capacity
- Max Temperature: 260 °C
- Fast Pre-Heat
- Double Fan
- Electric Grill
- Rotisserie Function
- Digital Touch Programmer
- Telescopic Guides
- 2 Wire Shelves
- 1 Enamel Tray



PNMG96WMFT/AEO - BLACK MATT
Item Code: 60060073
EAN Code: 8022389021430



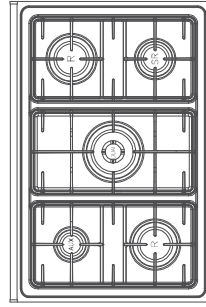
PBPG96WMFT/AEO - PEARL WHITE
Item Code: 60060075
EAN Code: 8022389021454



PRG96WMFT/AEO - RED FIRE
Item Code: 60060076
EAN Code: 8022389021461

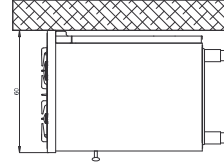
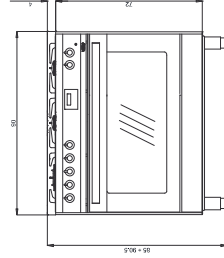
Cooktop Layout:

1 Aux | 1 Semi - Rapid | 2 Rapid | 1 Dual Crown



Technical Drawing (cm):

Dimensions (cm - WxDxH): 90x60x85-90,50





PBPD96MFTE/AEO - PEARL WHITE

**Item Code: 60220057
EAN Code: 802238902195**

Cooktop

- Gas Cooktop
- Mirror Polished
- 4 Sealed Brass Burners
- 1 Dual Crown
- Gas-Stop Safety Device
- Removable Backguard

"Easy To Clean" Blue Enameling

- Cooling Fan
- Adjustable Metal Feet

Secondary Oven

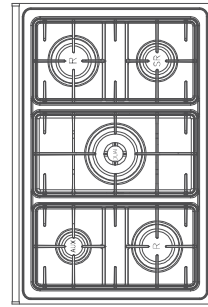
- Electric Static
- 35 L Gross Capacity
- Max Temperature: 270 °C
- Electric Grill
- Rotisserie Function
- Digital Touch Programmer
- Fixed Oven Guides
- 1 Wire Shelf
- 1 Enamel Tray



Power Absorbed: 4400 W
Gas Consumption: 13,25 kW

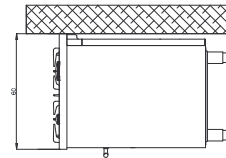
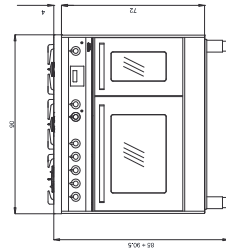
Cooktop Layout:

1 Aux | 1 Semi - Rapid | 2 Rapid | 1 Dual Crown



Technical Drawing (cm):

Dimensions (cm - WxDxH): 90x60x85-90,50



Also Available:



PNMD96MFTE/AEO - BLACK
Item Code: 60220050
EAN Code: 8022389020044



PD96MFTE/AEO - SAINLESS STEEL
Item Code: 60220048
EAN Code: 8022389020020



PRD96MFTE/AEO - RED FIRE
Item Code: 60220056
EAN Code: 8022389021188

Also Available:



PNMG96WMFT/51 - BLACK
 Item Code: 60060078
 EAN Code: 8022389021485

Cooktop

- Induction Cooktop
- 3 Booster Cooking Zones
- Up To 9 Levels
- 2 Octa-Bridge Heating Zone
- 1 Heating Zone Ø 200 mm
- Booster Level
- Heating Accelerator
- Child Lock
- Power Indicator
- Residual Heat Indicator Light
- Timer
- Frontal Touch Control
- Limiter To 7400 W
- Removable Backguard

"Easy To Clean" Black Enameling
Cooling Fan
Adjustable Metal Feet

Power Absorbed: 11400 W



Available also with double bridge upon request and special production

- Multifunction Electric
- 9 Cooking Programs
- 119 L Gross Capacity
- Max Temperature: 260 °C
- Fast Pre-Heat
- Double Fan
- Electric Grill
- Rotisserie Function
- Digital Touch Programmer
- Telescopic Guides
- 2 Wire Shelves
- 1 Enamel Tray



PG96WMFT/51 - STAINLESS STEEL
 Item Code: 60060077
 EAN Code: 8022389021478



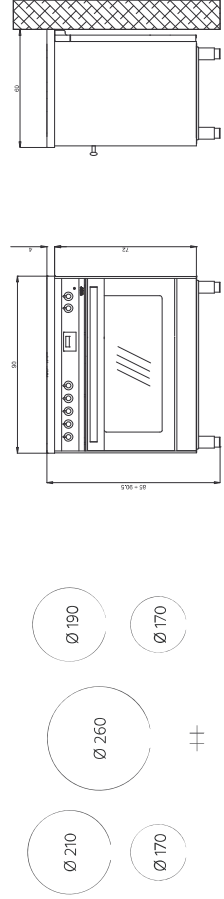
PBP96WMFT/51 - WHITE
 Item Code: 60060080
 EAN Code: 8022389021508



PRG96WMFT/51 - RED FIRE
 Item Code: 60060081
 EAN Code: 8022389021515

Technical Drawing (cm):
Dimensions (cm - WxDxH): 90x60x85-90,50

Cooktop Layout:
 2 x 170 Ø | 1 x 190 Ø | 1 x 210 Ø | 1 x 260 Ø



VENEZIA 90 Double Oven Induction Hob



PRD96MFTE/51 - RED FIRE

Item Code: 60220059
EAN Code: 8022389021218

Cooktop

- Induction Cooktop
- 3 Booster Cooking Zones
- Up To 9 Levels
- 2 Octa-Bridge Heating Zone
- 1 Heating Zone Ø 200 mm
- Booster Level
- Heating Accelerator
- Child Lock
- Power Indicator
- Residual Heat Indicator Light
- Timer
- Frontal Touch Control
- Limiter To 7400 W
- Removable Backguard

"Easy To Clean" Blue Enameling
Cooling Fan
Adjustable Metal Feet

Power Absorbed: 11600 W



Secondary Oven

- Electric Static Oven
- 35 L Gross Capacity
- Max Temperature: 270 °C
- Electric Grill
- Digital Touch Programmer
- Fixed Oven Guides
- 1 Wire Shelf
- 1 Enamel Tray

Available also with double
bridge upon request and special
production

Also Available:



PNMD96MFTE/51 - BLACK MATT
Item Code: 60220049
EAN Code: 8022389020037



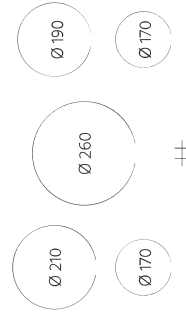
PD96MFTE/51 - STAINLESS STEEL
Item Code: 60220047
EAN Code: 8022389020006



PBPD96MFTE/51 - WHITE
Item Code: 60220060
EAN Code: 8022389021225

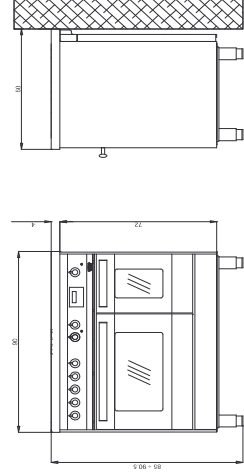
Cooktop Layout:

2 x 170 Ø | 1 x 190 Ø | 1 x 210 Ø | 1 x 260 Ø



Technical Drawing (cm):

Dimensions (cm - WxDxH): 90x60x85-90,50



TECHNICAL TABLES

MODEL	P...D96WMFT/AEO	P...D96MTE/AEO	P...G96WMFT/5I	P...D96MTE/5I
Aesthetics	Venezia	Venezia	Venezia	Venezia
Dimensions (WxDxH) cm	90x60x85-90x50	90x60x85-90x50	90x60x85-90x50	90x60x85-90x50
Adj. Metal Feet	•	•	•	•
Power Absorbed	1550 W	4400 W	3190 W	10400 W
Gas Consumption	15.45 kW	13.25 kW		
HOB FEATURES				
Type Of Cooking Top	Gas Hob	Gas Hob	Induction Hob	Induction Hob
Number Of Gas Burners	5	5	-	-
Electric Ignition Under Knob	•	•	•	•
Cast Iron Pan Support	•	•	•	•
Gas-Stop Safety Device	•	•	•	•
Max Input Burners Semi- Rapid Burner	110 kW	110 kW	-	-
Max Input Burners Rapid Burner	175 kW	175 kW	-	-
Max Input Burners Triple Crown Burner	280 kW	280 kW	-	-
Max Input Burners Dual Crown Burner (145 mm)	-	-	-	-
Max Input Burners Dual Crown Burner (145 mm)	4.50 kW	4.50 kW	-	-
Number Of Electric Zones	-	-	5	5
Booster Max. Input Induction Zone Ø 150 mm	-	-	1400 W	1400 W
Booster Max. Input Induction Zone Ø 170 mm	-	-	2000 W	2000 W
Booster Max. Input Induction Zone Ø 190 mm	-	-	3000 W	3000 W
Booster Max. Input Induction Zone Ø 210 mm	-	-	3000 W	3000 W
Booster Max. Input Induction Zone Ø 260 mm	-	-	•	•
Power Indicator	-	-	•	•
Residual Heat Indicator Light	-	-	•	•
Timer	-	-	•	•
Child Lock	-	-	•	•
OVEN FEATURES				
Number Of Oven	1	2	1	2
Timer	•	•	•	•
Programmer Type	Digital Touch Programmer	Digital Touch Programmer	Digital Touch Programmer	Digital Touch Programmer
Grill Type	Electric Grill	Electric Grill	Electric Grill	Electric Grill
Gas-Stop Safety Device	•	•	•	•
Number Of Fan	2	2	2	2
Tempered Triple Glass Door	•	•	•	•
Cooling Fan	•	•	•	•
Rotisserie Function	•	•	•	•
"Easy To Clean" Enamel	-	-	-	-
MAIN OVEN				
Internal Dimensions (WxDxH) cm	78x41x40	Multifunction Electric 47.90x40x36.90	Multifunction Electric 78x41x40	Multifunction Electric 47.90x40x36.90
Cooking Programs	9	9	9	9
Max Temperature (°C)	260 °C	260 °C	260 °C	260 °C
Gross Capacity (L)	119 L	72 L	119 L	72 L
Oven Shelf Support	Telescopic at 2 Levels	Telescopic at 2 Levels	Telescopic at 2 Levels	Telescopic at 2 Levels
Wire Shelf	2	2	2	2
Enamel Tray	1	1	1	1
Max Power Absorbed By Bottom Heat	1750 W	1650 W	1750 W	1650 W
Max Power Absorbed By Top Heat	1000 W	900 W	1000 W	900 W
Max Power Absorbed By Grill	2000 W	1500 W	2000 W	1500 W
Max Power Absorbed By Maxi - Grill	3000 W	2400 W	3000 W	2400 W
Max Power Absorbed By Fan	3000 W	2000 W	3000 W	2000 W
Max Gas Burner Consumption	-	-	-	-
SECONDARY OVEN				
Internal Dimensions (WxDxH) cm	-	Electric Static 23x40.80x36.90	-	Electric Static 23x40.80x36.90
Cooking Programs	-	-	-	-
Max Temperature (°C)	-	250 °C	-	250 °C
Gross Capacity (L)	-	35 L	-	35 L
Oven Shelf Support	-	Fixed	-	Fixed
Wire Shelf	-	2	-	2
Enamel Tray	-	1	-	1
Max Power Absorbed By Bottom Heat	-	1200 W	-	1200 W
Max Power Absorbed By Top Heat	-	500 W	-	500 W
Max Power Absorbed By Grill	-	1000 W	-	1000 W
Max Power Absorbed By Maxi - Grill	-	-	-	-
Max Power Absorbed By Fan	-	-	-	-
Ref. Page.	120	122	124	126



ITALIA LINE

ITALIAN CUISINE AT ITS FINEST

DESIGNED FOR PROFESSIONAL COOKING

Its sturdiness is noticeable at first glance: thick, durable cast iron grates, powerful brass burners, robust knobs and handles, and a double fan for consistent, professional cooking performance.

Each component is designed to ensure stability, precision, and even heat distribution, no matter how demanding the task.

The Italia line is designed for those who require high performance, lasting reliability, and distinctive design. Combining professional technology and refined aesthetics, it balances power and elegance while ensuring durability and precision. Every detail reflects superior quality and a strong focus on culinary excellence.

Customizable in different finishes and colors, it features a 130-liter oven that reaches 300 °C, perfect for baking authentic crispy Italian pizza. Spacious and versatile, it delivers professional-level results.

Italia is the right choice for those who want to make every moment in the kitchen an exciting and unforgettable experience.



Also Available:



ASG96WGVGT/AEO -
STAINLESS STEEL
Item Code: 41060105
EAN Code: 8022389021249

Cooktop

- 4 Gas Brass Burners
- 1 Double Burner
- Gas-Stop Safety Device

"Easy To Clean" Black Enameling

- Cooling Fan
- Adjustable Metal Feet

Power Absorbed: 100 W

Gas Consumption: 17.65 kW

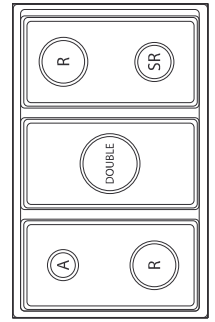
Oven

- Convection Gas
- Gas-Stop Safety Device
- 10 Cooking Programs
- 119 L Gross Capacity
- Gas Grill
- Double Fan Inside The Oven
- Rotisserie
- Digital Programmer
- Fixed Guides



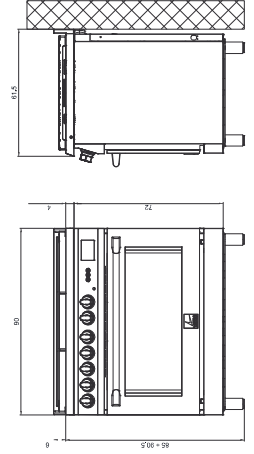
Cooktop Layout:

1 Aux | 1 Semi - Rapid | 2 Rapid | 11 Dual Crown



Technical Drawing (cm):

Dimensions (cm - WxDxH): 90x60x85-90.50



ANMG96WGVGT/AEO - BLACK
Item Code: 41060113
EAN Code: 8022389021256



ABPG96WGVGT/AEO - WHITE
Item Code: 41060115
EAN Code: 8022389021270



ABIG96WGVGT/AEO - IVORY
Item Code: 41060114
EAN Code: 8022389021263



ARG96WGVGT/AEO - RED BURGUNDY
Item Code: 41060116
EAN Code: 8022389021287

Also Available:



ASG96WMFT/AEO - STAINLESS STEEL
 Item Code: 60060055
 EAN Code: 802238901792

Cooktop

- 4 Gas Brass Burners
- 1 Double Burner
- Gas-Stop Safety Device

"Easy To Clean" Black Enameling

- Cooling Fan
- Adjustable Metal Feet

Power Absorbed: 100 W

Gas Consumption: 17.65 kW

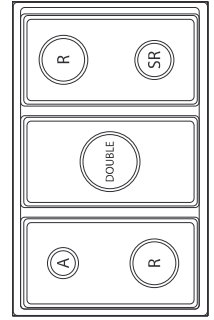
Oven

- Multifunction Electric Oven
- 9 Cooking Programs
- 130 L Gross Capacity
- Fast Pre-Heat
- Electric Grill
- Double Fan Inside The Oven
- Rotisserie
- Digital Programmer
- Telescopic Shelves Support



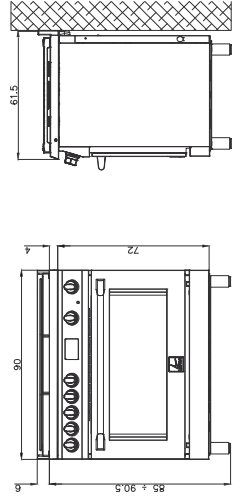
Cooktop Layout:

1 Aux | 1 Semi - Rapid | 2 Rapid | 1 Dual Crown



Technical Drawing (cm):

Dimensions (cm - WxDxH): 90x60x85-90.50



ANMG96WGVGT/AEO - BLACK
 Item Code: 60060056
 EAN Code: 8022389021034



ABPG96WGVGT/AEO - WHITE
 Item Code: 60060069
 EAN Code: 8022389021300



ABIG96WGVGT/AEO - IVORY
 Item Code: 60060068
 EAN Code: 8022389021294



ARG96WGVGT/AEO - RED BURGUNDY
 Item Code: 60060070
 EAN Code: 8022389021317

TECHNICAL TABLES

MODEL	A...G96WGVGT/AEO	A...G96WVMT/AEO
Aesthetics	Italia	Italia
Dimensions (WxDxH) cm	90x60x85-90x50	90x60x85-90x50
Adj. Metal Feet	•	•
Power Absorbed	100 W	100 W
Gas Consumption	17,65 kW	17,65 kW
HOB FEATURES		
Type Of Cooking Top	Gas Hob	Gas Hob
Number Of Gas Burners	5	5
Hob Trims	Stainless Steel	Stainless Steel
Electric Ignition Under Knob	•	•
Cast Iron Pan Support	•	•
Gas-Stop Safety Device	•	•
Max Input Burners Auxiliary Burner	1,10 kW	1,10 kW
Max Input Burners Semi - Rapid Burner	1,75 kW	1,75 kW
Max Input Burners Rapid Burner	2,80 kW	2,80 kW
Max Input Burners Triple Crown Burner	-	-
Max Input Burners Dual Crown Burner (125 mm)	3,90 kW	3,90 kW
Max Input Burners Dual Crown Burner (145 mm)	-	-
Number Of Electric Zones	-	-
Booster Max. Input Induction Zone Ø 150 mm	-	-
Booster Max. Input Induction Zone Ø 170 mm	-	-
Booster Max. Input Induction Zone Ø 190 mm	-	-
Booster Max. Input Induction Zone Ø 215 mm	-	-
Booster Max. Input Induction Zone Ø 260 mm	-	-
Power Indicator	-	-
Residual Heat Indicator Light	-	-
Timer	-	-
Child Lock	-	-
OVEN FEATURES		
Number Of Oven	1	1
Programmer Type	Digital Programmer	Digital Programmer
Grill Type	Electric Grill	Electric Grill
Gas-Stop Safety Device	-	-
Number Of Fan	2	2
Tempered Triple Glass Door	•	•
Cooling Fan	•	•
Rotisserie Function	•	•
"Easy To Clean" Enamel	•	•
MAIN OVEN		
Internal Dimensions (WxDxH) cm	67,80x40x37	67,80x40x37
Cooking Programs	3	9
Max Temperature (°C)	260 °C	270 °C
Gross Capacity (L)	101 L	130 L
Oven Shelf Support	Telescopic at 2 Levels	Telescopic at 2 Levels
Wire Shelf	2	2
Enamel Tray	1	1
Max Power Absorbed By Bottom Heat	-	1700 W
Max Power Absorbed By Top Heat	-	1000 W
Max Power Absorbed By Grill	1500 W	2000 W
Max Power Absorbed By Maxi - Grill	-	3000 W
Max Power Absorbed By Fan	-	2500 W
Max Gas Burner Consumption	5,00 kW	-
SECONDARY OVEN		
Internal Dimensions (WxDxH) cm	-	-
Cooking Programs	-	-
Max Temperature (°C)	-	-
Gross Capacity (L)	-	-
Oven Shelf Support	-	-
Wire Shelf	-	-
Enamel Tray	-	-
Max Power Absorbed By Bottom Heat	-	-
Max Power Absorbed By Top Heat	-	-
Max Power Absorbed By Grill	-	-
Max Power Absorbed By Maxi - Grill	-	-
Max Power Absorbed By Fan	-	-
Ref. Page	132	134

ECLISSE LINE

TIMELESS APPEAL

THE ARCHITECTURE OF BLACK

When every detail is carefully designed, it blends in with the whole, giving the environment an extraordinarily compact and harmonious look.

The Eclipse line perfectly embodies this atmosphere, offering a bold and modern aesthetic, thanks to a completely black finish, from the surface to the smallest component.

The advanced induction cooktop offers high efficiency and complete control, while the multifunction electric oven, with its generous 101-liter capacity, is perfect for high-performance cooking. The matte black finish gives the cooker a refined and modern look, perfect for contemporary spaces where design plays a leading role.

Eclipse is not just a cooking solution, but also a lifestyle choice, that combines technological efficiency with a distinctive and sophisticated identity, transforming everyday cooking into a delightful ritual.





PNMG96MFT/5IF -
BLACK MATT
Item Code: 60060095
EAN Code: 8022389024615

Cooktop

- Induction Cooktop
- 5 Booster Cooking Zones
- Up To 9 Levels
- 1 Heating Zone Ø 260 mm
- 1 Heating Zone Ø 210 mm
- 1 Heating Zone Ø 190 mm
- 2 Heating Zone Ø 170 mm
- Booster Level
- Heating Accelerator
- Child Lock
- Power Indicator
- Residual Heat Indicator Light
- Timer
- Frontal Touch Control
- Limiter To 7400 W

- Oven**
- Multifunction Electric
 - 9 Cooking Programs
 - 101 L Gross Capacity
 - Maximum Temperature: 270 °C
 - Electric Grill
 - Rotisserie Function
 - Digital Touch Programmer
 - Telescopic Guides
 - 2 Wire Shelves
 - 1 Enamel Tray

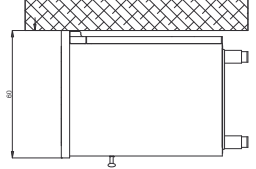
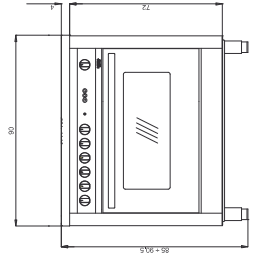
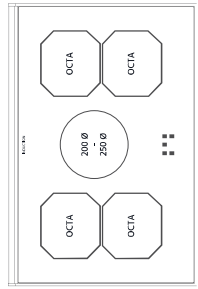
Available also with double bridge upon request and special production



Adjustable Metal Feet
Cooling Fan
"Easy To Clean" Enameling

Power Absorbed: 1055 W

Cooktop Layout:
1 x 200/250 Ø | 2 Octa Bridge



PNMD96MFE/5IF -
BLACK MATT
Item Code: 60220087
EAN Code: 8022389026060

Cooktop

- Induction Cooktop
- 5 Booster Cooking Zones
- Up To 9 Levels
- 1 Heating Zone Ø 260 mm
- 1 Heating Zone Ø 210 mm
- 1 Heating Zone Ø 190 mm
- 2 Heating Zone Ø 170 mm
- Booster Level
- Heating Accelerator
- Child Lock
- Power Indicator
- Residual Heat Indicator Light
- Timer
- Frontal Touch Control
- Limiter To 7400 W

- Main Oven**
- Multifunction Electric
 - 9 Cooking Programs
 - 72 L Gross Capacity
 - Max. Temperature: 270 °C
 - Electric Grill
 - Rotisserie Function
 - Digital Touch Programmer
 - Fixed Oven Guides
 - 2 Wire Shelves
 - 1 Enamel Tray

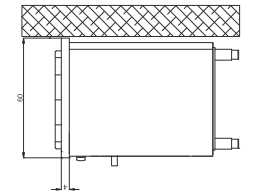
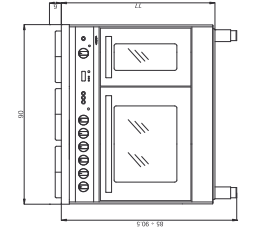
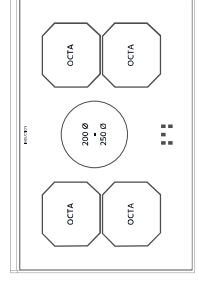
Available also with double bridge upon request and special production



Adjustable Metal Feet
Cooling Fan
"Easy To Clean" Enameling

Power Absorbed: 1180 W

Cooktop Layout:
1 x 200/250 Ø | 2 Octa Bridge



ECLISSE OVENS

60 & 90



PNMMD26MFT+MFT/6IB - BLACK MATT

Item Code: 62010066
EAN Code: 8022389031705

Cooktop

- Induction Cooktop
- 5 Booster Cooking Zones
- Up To 9 Levels
- 4 Heating Zones Ø 210 mm
- 2 Heating Zones Octa
- Booster Level
- Heating Accelerator
- Child Lock
- Power Indicator
- Residual Heat Indicator Light
- Timer
- Frontal Touch Control
- Limiter To 7400 W

Secondary Oven

- Multifunction Electric
- 40 L Gross Capacity
- Max Temperature: 250 °C
- Electric Grill
- Rotisserie Function
- Analog Programmer
- Fixed Oven Guides
- 1 Wire Shelves
- 1 Enamel Tray

Power Absorbed: 4800 W

"Easy To Clean" Blue Enameling

- Cooling Fan
- Adjustable Metal Feet



FQNM6TEE - BLACK MATT

Item Code: 29320248
EAN Code: 8022389024660

Oven

- Multifunction Electric
- Cooking Programs: 12
- Gross Capacity: 72 L
- Maximum Temperature: 250 °C
- Electric Grill
- Rotisserie Function
- Digital Touch Programmer
- Telescopic Guides
- Wire Shelves: 2
- Enamel Tray: 1
- Controls: Touch Control

Cooling Fan

Power Absorbed: 2700 W



FQNM9TEE - BLACK MATT

Item Code: 29320628
EAN Code: 8022389026695

Oven

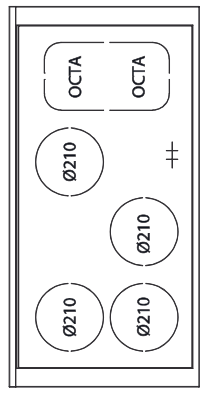
- Multifunction Electric
- Cooking Programs: 12
- Gross Capacity: 101 L
- Maximum Temperature: 270 °C
- Electric Grill
- Rotisserie Function
- Digital Touch Programmer
- Telescopic Guides
- Wire Shelves: 2
- Enamel Tray: 1
- Controls: Touch Control

Cooling Fan

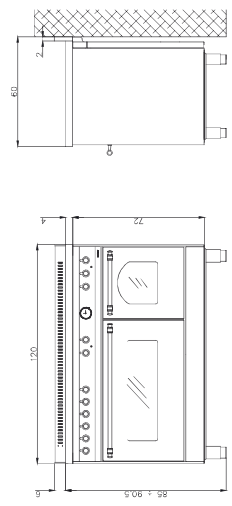
Power Absorbed: 3600 W



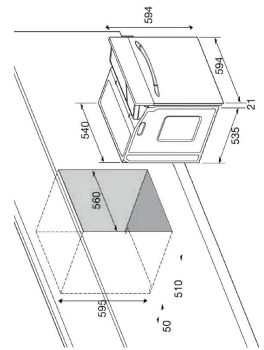
Cooktop Layout:
4 X 210 Ø | 2 X Octa



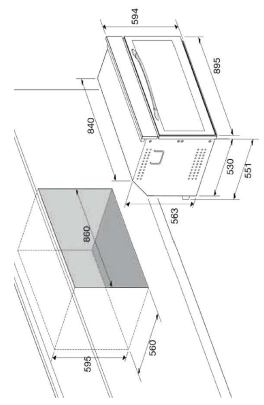
Technical Drawing (cm):
Dimensions (cm - WxDxH): 120x60x85-90.50



Technical Drawing (cm):
Dimensions (cm - WxDxH): 60x55x60



Technical Drawing (cm):
Dimensions (cm - WxDxH): 90x55x60



ECLISSE COMBI MICROWAVE



FMNM6TME

Item Code: 29320803

EAN Code: 8022389027395

Microwave Oven

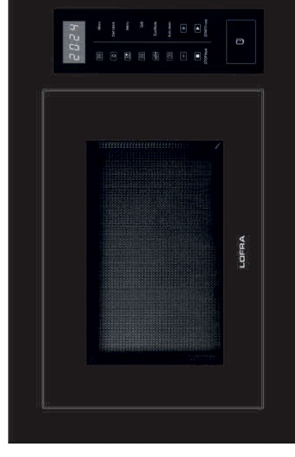
- Cooking Functions: 6
- Cooking Levels: 4
- Gross Capacity: 38 L
- Grill: Electric
- Timer: Cooking Timer
- Display: LED Display
- Cavity: Stainless Steel
- Turntable: Ø 32 Cm
- Oven Guide: Fixed

Accessories

- 1 Rectangular Griddle
- 1 Rectangular Glass Tray

Power Absorbed: 3400 W

ECLISSE MICROWAVE



FMNM6T5ME

Item Code: 29320305

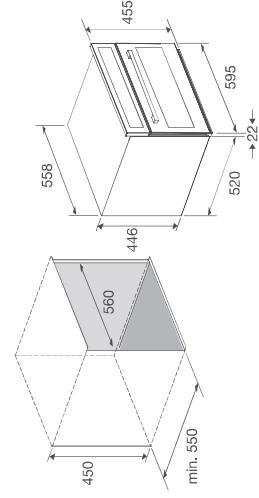
EAN Code: 8022389030135

Microwave Oven

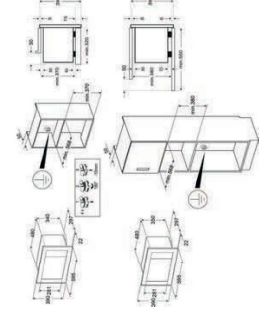
- Oven Capacity: 25 L
- Control Type: Touch Sensor
- Microwave Power: 900W
- Grill Power: 1200W
- Timer: 60 Min
- 5 Power Levels
- Child Safety Lock
- End Cooking Signal
- White LED Display
- Stainless Steel Cavity
- Turntable 315 mm
- Defrost Function
- Grill

Power Absorbed: 1440 W

Technical Drawing (cm):
Dimensions (cm - WxDxH): 60x55x45



Technical Drawing (cm):
Dimensions (cm - WxDxH): 59.50x58.50x38.70



ECLISSE WARMING DRAWER



Item Code: 29320249
EAN Code: 8022389026480

WNM66A

Warming Drawer

- Black Matt Panel
- On/Off Switch Lights
- Max. Temperature: 70 °C
- Warm Air Circulation System
- Operating Light
- Anti-Slip Mat

Power Absorbed: 420 W

ECLISSE COFFEE MACHINE



Item Code: 29320231
EAN Code: 8022389023885

YBNM66T - TOTAL BLACK

Coffee Machine

- Body: Black Matt
- Lighting: Two Light Points With 2 Leds

Performance

- Machine Type: Fully Automatic
- Cups Per Cycle: 1 Or 2 Cups
- Programmable Sizes: Yes
- Heating Time: 3 Minutes
- Dispensing Head Height: Adjustable (80-110 mm)
- Grinder Settings: Individual
- Cup Rack: Led-Lit
- Energy Saving: Stand-By Mode

Capacity

- Water Tank: 18 L
- Bean Container: 200 G
- Grounds Container: 14 Units
- Milk Carafe: 0,75 L

Type Of Coffee

- Cup Of coffee
- Espresso
- Cappuccino
- Latte Macchiato
- Café Au Lait
- Hot Water

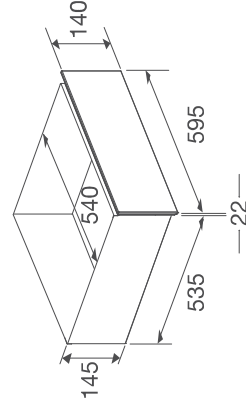
Power Absorbed: 1350 W

Electronic Operation

- Electronic Control
- Programmable Pre-Brewing Temperature
- Programmable Brewing Temperature
- Programmable Grinding Quantity
- Programmable Water Hardness
- Programmable Operating Time
- Programmable Switch-Off Time
- Integrated Cleaning Programme
- Automatic Descaling Programme

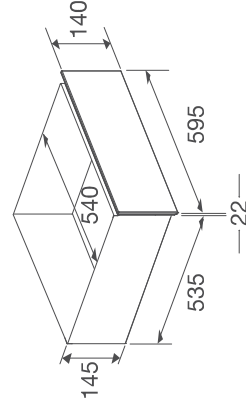
Technical Drawing (cm):

Dimensions (cm - WxDxH): 60x55x15



Technical Drawing (cm):

Dimensions (cm - WxDxH): 60x55x15



ECLISSE WINE COOLER 24 BOTTLES



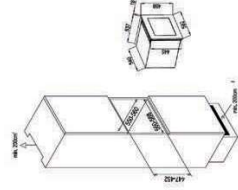
ZBPNM24M - TOTAL BLACK
Item Code: 29320815
EAN Code: 8022389029757

Wine Cooler

- Capacity: 24 Bottles
- Volume: 57 L
- Sliding Wooden Shelves: 3
- Internal LED Light
- Internal Micro-Ventilation
- Auto Defrost
- Humidity Control With Optional Water Reservoir
- Electronic Thermostat
- Temperature Control: From 5 °C - 22 °C
- Cooling System: Compressor (CfC-Free)
- Refrigerant Gas: R600a

Energy Consumption: 138 kWh/year

Technical Drawing (cm):
Dimensions (cm - WxDxH): 59x54x46



ECLISSE WINE COOLER 41 BOTTLES



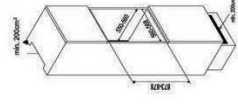
ZBPNM41MD - TOTAL BLACK
Item Code: 29320818
EAN Code: 8022389029788

Wine Cooler

- Capacity: 41 Bottles
- Volume: 132 L
- Sliding Wooden Shelves: 5
- Internal LED Light
- Temperature Zones: Dual Zone
- Internal Micro-Ventilation
- Auto Defrost
- Humidity Control With Optional Water Reservoir
- Electronic Thermostat
- Temperature Control: From 5 °C - 22 °C
- Cooling System: Compressor (CfC-Free)
- Refrigerant Gas: R600a

Energy Consumption: 147 kWh/year

Technical Drawing (cm):
Dimensions (cm - WxDxH): 60x54x88



ECLISSE REFRIGERATOR

Side By Side

Quattroporte



GFPNM918

Item Code: 29170122

EAN Code: 8022389031323

Refrigerator Side By Side

- System: No Frost Premium
- Total Capacity: 569 L Net
- Refrigerator Capacity: 372 L Net
- Freezer Capacity: 197 L Net
- Evaporators: 2
- Temperature Control: Automatic
- Independent Controls: Fridge / Freezer
- Autonomy Without Power: 10 H
- Compressors: 1 (Digital Inverter)
- LED Light
- Refrigerant Gas: R600a

Freezer

- Function: Multi Flow
- Fast Freeze Button: Included
- Ice Maker With Shield
- Ice Container (Removable)
- Glass Shelf: 1
- Door Tray: 1
- Drawers: 2

Comfort

- Beverage Dispenser: Water + Ice
- Door Open Acoustic Alarm: Included
- Handles: Long Handles

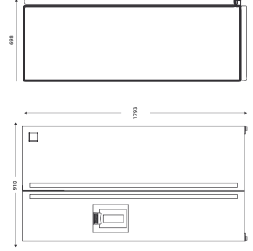
Refrigerator

- Function: Multi Flow
- Super Fresh Vegetable Drawers: 2
- Vacation Mode: Available
- Glass Shelves: 3
- Door Tray: 4

Energy Consumption: 324 kWh/Year

Technical Drawing (cm):

Dimensions (cm - WxDxH): 91x69,80x179,30



GFPNM819

Item Code: 29170123

EAN Code: 8022389031330

Refrigerator Quattroporte

- System: No Frost Premium
- Total Capacity: 515 L Net
- Refrigerator Capacity: 345 L Net
- Freezer Capacity: 170 L Net
- Evaporators: 3
- Temperature Control: Automatic (Sensor)
- Independent Controls: Fridge / Freezer
- Refrigeration Circuit: Triple
- Autonomy Without Power: 12 H
- Compressors: 1 (Inverter)
- Refrigerant Gas: R600a
- LED Light
- Type: 4 Doors
- Noise: 35 dB

Freezer

- Function: Multi Flow Plus
- Freezer Section Right
- Function: Multi Flow Plus
- Fast Freeze Button: Included
- Cool Select Plus Compartment: -23°C, -18°C, -5°C, -1°C, 5°C
- Up Drawers: 2
- Middle Drawers: 2
- Down Drawers: 2

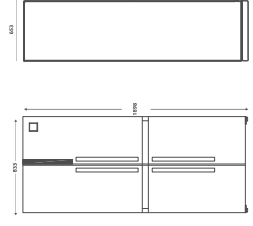
Comfort

- Antibacterial Treatment: Deodorizer
- Internal Control Panel: Electronic
- Door Open Acoustic Alarm: Included

Energy Consumption: 306 kWh/Year

Technical Drawing (cm):

Dimensions (cm - WxDxH): 83,30x65,30x189,80



TECHNICAL TABLES

MODEL	PNUM96MFT/5/F	PNUM96MTE/5/F	PNUMG20MFT/6/BF
Aesthetics	Eclisse	Eclisse	Eclisse
Dimensions (WxDxH) cm	90x60x85-90.50	90x60x85-90.50	120x60x85-90.50
Adj. Metal Feet	•	•	•
Power Absorbed	1055 W	1180 W	4800 W
Gas Consumption	-	-	16.90 kW
HOB FEATURES			
Type Of Cooking Top	Induction	Induction	Induction Hob
Number Of Gas Burners	-	-	-
Hob Trims	Black Matt	Black Matt	Black Matt
Electric Ignition Under Knob	-	-	-
Cast Iron Pan Support	-	-	-
Gas-Stop Safety Device	-	-	-
Number Of Electric Zones	5	5	6
Booster Max. Input Induction Zone Ø 150 mm	-	-	-
Booster Max. Input Induction Zone Ø 170 mm	-	-	-
Booster Max. Input Induction Zone Ø 190 mm	-	-	-
Booster Max. Input Induction Zone Ø 200 mm	3000 W	3000 W	3000 W
Booster Max. Input Induction Zone Ø 250 mm	3000 W	3000 W	3700 W
Booster Max. Input Octa Bridge	3700 W	3700 W	•
Power Indicator	•	•	•
Residual Heat Indicator Light	•	•	•
Timer	•	•	•
Child Lock	•	•	•
OVEN FEATURES			
Number Of Oven	1	2	2
Programmer Type	Digital Touch Programmer	Digital Touch Programmer	Digital Touch Programmer
Grill Type	Gas Grill	Electric Grill	Electric Grill
Gas-Stop Safety Device	•	•	•
Number Of Fan	1	1	2
Tempered Triple Glass Door	•	•	•
Cooling Fan	•	•	•
Rotisserie Function	•	•	•
"Easy To Clean" Enamel	-	-	•
MAIN OVEN			
Internal Dimensions (WxDxH) cm	78x41x40	Multifunction Electric	Multifunction Electric
Cooking Programs	9	47.90x40x36.90	67.80x40x37
Max Temperature (°C)	260 °C	270 °C	270 °C
Gross Capacity (L)	101 L	72 L	72 L
Oven Shelf Support	Telescopic at 2 Levels	Fixed	Telescopic at 2 Levels
Wire Shelf	2	2	2
Enamel Tray	1	1	1
Max Power Absorbed By Bottom Heat	1750 W	1700 W	1700 W
Max Power Absorbed By Top Heat	1000 W	1000 W	1000 W
Max Power Absorbed By Grill	2000 W	2000 W	2000 W
Max Power Absorbed By Maxi - Grill	3000 W	3000 W	3000 W
Max Power Absorbed By Fan	2500 W	2500 W	2500 W
Max Gas Burner Consumption	-	-	-
SECONDARY OVEN			
Internal Dimensions (WxDxH) cm	-	Electric Static	Multifunction Electric
Cooking Programs	-	23x40.80x36.90	23x40.80x36.90
Max Temperature (°C)	-	250 °C	250 °C
Gross Capacity (L)	-	35 L	40 L
Oven Shelf Support	-	Fixed	Fixed
Wire Shelf	-	1	1
Enamel Tray	-	1	1
Max Power Absorbed By Bottom Heat	-	-	1200 W
Max Power Absorbed By Top Heat	-	-	500 W
Max Power Absorbed By Grill	-	1500 W	1000 W
Max Power Absorbed By Maxi - Grill	-	-	-
Max Power Absorbed By Fan	-	-	-
Ref. Page.	140	141	142

TECHNICAL TABLES

MODEL	FQNM6TEE	FQNM9TEE	FMINM6TME	FMINM6T5ME	WNM66A
Aesthetics	Eclisse	Eclisse	Eclisse	Eclisse	Eclisse
Dimensions (WxDxH) cm	60x55x60	90x55x60	60x55x45	60x40x30	60x55x45
Power Absorbed	2700 W	3600 W	3400 W	1400 W	420 W
Gas Consumption	-	-	-	-	-
MICROWAVE FEATURES					
Cooking Functions	-	-	6	6	-
Cooking Levels	-	-	4	4	-
Grill Power	-	-	1000 W	900 W	-
Gross Capacity	-	-	1550 W	1200 W	-
Gross Capacity	-	-	38 L	25 L	-
Electric Grill	-	-	•	•	-
Cooking Timer	-	-	•	•	-
Control Type	-	-	Touch Sensor	Touch Sensor	-
Display	-	-	LED Display	LED Display	-
Cavity	-	-	Stainless Steel	Stainless Steel	-
Turntable Ø	-	-	32 cm	32 cm	-
Oven Guide	-	-	Fixed	Fixed	-
WARNING DRAWER FEATURES					
On/Off Switch Lights	-	-	-	-	•
Max. Temperature	-	-	-	-	70 °C
Warm Air Circulation System	-	-	-	-	Electric Grill
Operating Light	-	-	-	-	-
Anti-Slip Mat	-	-	-	-	-
OVEN FEATURES					
Push-Pull Knobs	-	-	-	-	-
Touch Control	•	•	-	-	-
Programmer Type	Digital Touch Programmer	Digital Touch Programmer	-	-	-
Grill Type	Electric Grill	Electric Grill	-	-	-
Gas-Stop Safety Device	-	-	-	-	-
Number Of Fan	1	1	-	-	-
Tempered Triple Glass Door	•	•	-	-	-
Cooling Fan	•	•	-	-	-
Rotisserie Function	•	•	-	-	-
"Easy To Clean" Enamel	-	-	-	-	-
MAIN OVEN					
Internal Dimensions (WxDxH) cm	Multifunction Electric	Multifunction Electric	-	-	-
Cooking Programs	47.90x40x36.90	67.20x40.60x37.60	-	-	-
Max Temperature (°C)	250 °C	270 °C	-	-	-
Gross Capacity (L)	72 L	101 L	-	-	-
Oven Shelf Support	Telescopic at 2 Levels	Telescopic at 2 Levels	-	-	-
Wire Shelf	2	2	-	-	-
Enamel Tray	1	1	-	-	-
Max Power Absorbed By Bottom Heat	1650 W	1750 W	-	-	-
Max Power Absorbed By Top Heat	900 W	1000 W	-	-	-
Max Power Absorbed By Grill	1500 W	2000 W	-	-	-
Max Power Absorbed By Maxi - Grill	2400 W	3000 W	-	-	-
Max Power Absorbed By Fan	2000 W	2500 W	-	-	-
Ref. Page.	143	143	144	145	146

TECHNICAL TABLES

MODEL	YBNM66T	ZBPNM24M	ZBPNM4TMD
Aesthetics	Eclipse	Eclipse	Eclipse
Dimensions (WxDxH) cm	60x40x45	59x54x46	60x54x48
Energy Consumption	1350 W	138 kWh	147 kWh
COFFEE MACHINE FEATURES			
Machine Type	Fully Automatic	-	-
Cups per Cycle	1+2	-	-
Heating Time	3 minutes	-	-
Energy Saving	Stand-by Mode	-	-
Electronic Control	•	-	-
Pre-Brewing Temperature	•	-	-
Brewing Temperature	•	-	-
Grinding Quantity	•	-	-
Water Hardness	•	-	-
Operating Time	•	-	-
Switch-Off Time	•	-	-
Cleaning Programme	•	-	-
Descaling Programme	•	-	-
Water Tank	1.8 L	-	-
Bean Container	200 g	-	-
Grounds Container	14 units	-	-
Milk Carafe	0.75 L	-	-
Water Tank	1.8 L	-	-
Dispensing Head Height	Adjustable 80-110 mm	-	-
WINE COOLER FEATURES			
Capacity	-	24 Bottles	41 Bottles
Volume	-	57 L	132 L
Temperature Zones	-	•	Dual Zone
Internal micro-ventilation	-	•	•
Electronic thermostat	-	•	•
Temperature Control	-	From 5 °C - 22 °C	From 5 °C - 22 °C
Sliding wooden shelves	-	3	5
Auto Defrost	•	•	•
Internal LED light	•	•	•
Refrigerant gas	-	R600a	R600a
Ref. Page	147	148	149

TECHNICAL TABLES

MODEL	GFPNM918	GFPNM919
Aesthetics	Eclipse	Eclipse
Dimensions (WxDxH) cm	91x69.80x173.30	83.30x65.30x189.80
Type Of Refrigerator	Side By Side	Quattroporte
Trims	Black Matt	Black Matt
Energy Consumption	324 kWh/Year	306 kWh/Year
REFRIGERATOR FEATURES		
"No Frost Premium" System	•	•
Number Of Evaporator	1	1
Number Of Compressors	1	1
Digital Inverter	•	•
Automatic Temperature Control	•	•
Independent Refrigerator Control	•	•
Independent Freezer Control	•	•
Triple Refrigeration Circuit	•	•
LED Light	•	•
Noise	41 dB	35 dB
Storage Autonomy Without Electricity	12 H	12 H
Refrigerant Gas	R600a	R600a
FRIDGE FEATURES		
Net Capacity (L)	372 L	345 L
"Multi Flow" Function	•	•
N. Of "Superfresh" Vegetable Drawers	2	2
N. Of "Meat And Fish" Drawers	1	1
"Vacation" Mode	•	•
Glass Shelves	3	3
Door Shelves	8	8
Door Tray	6	6
FREEZER FEATURES		
Net Capacity (L)	197 L	170 L
N. Of Freezer Section	2	2
Fast Freeze Button Left Section	-	-
Ice Cube Container	-	-
Rotable Ice Cube Container	-	-
Glass Shelf	-	-
Door Tray	-	-
Drawers	-	-
LEFT SECTION		
"Multi Flow" Function Left Section	•	•
Fast Freeze Button Left Section	•	•
N. Of Drawers	3	3
RIGHT SECTION		
"Multi Flow" Function Left Section	•	•
Fast Freeze Button Left Section	•	•
N. Of Drawers	3	3
"Cool Select Plus" Compartment	From -23 °C to +5 °C	From -23 °C to +5 °C
COMFORT		
Antibacterial Treatment	Deodorizer	Deodorizer
Beverage Dispenser	•	•
Internal Electronic Control Panel	•	•
Acoustic Signalling Of Door Opening	•	•
Ref. Page	150	151

MODERN COLLECTION

THE STRENGTH OF STEEL & GLASS

THE ART OF PERFECTION

The elegance and sturdiness of 0.7 mm brushed stainless steel define our collection of cooktops. Each stainless steel surface is designed to deliver impeccable power and control, and is available in versatile sizes ranging from 60 to 90 cm.

This versatility allows the ultimate complement to the kitchen environment, harmonizing perfectly with an entire ecosystem of built-in ovens, 25 liter microwaves, and integrated coffee machines.

The range is further enhanced by warming drawers and high-performance range hoods, as well as a complete selection of refrigeration solutions: from built-in and freestanding refrigerators to the iconic charm of retro models and dedicated wine coolers.

Thanks to ergonomic designs and bold proportions, each element is crafted to move seamlessly from cooking to preparation and storage. It is a complete set of professional-grade tools that transforms any countertop into a space of refined sophistication, where every element contributes to an elegant aesthetic that never goes out of style.



URANO 60

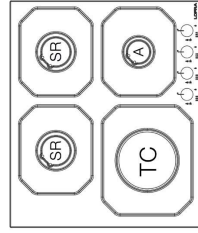


HLS6G0
Item Code: 29210217
EAN Code: 8022389008608

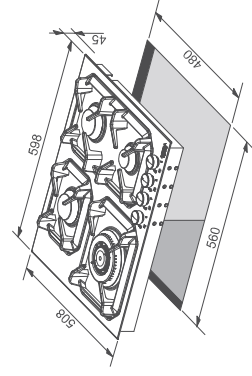
- HLS6G0 - Hob**
- Gas Hob
 - 3 Gas Burners
 - 1 Triple Crown
 - Gas-Stop Safety Device
 - Flat Edge
 - Thickness 0.70 mm
 - Stainless Steel Aisi 304
 - Stainless Steel Trims
 - Cast Iron Pan Support
 - Frontal Control Knobs

Gas Consumption: 8.30 kW

Cooktop Layout:
1 Aux | 2 Semi - Rapid | 1 Triple Crown



Technical Drawing (cm):
Dimensions (cm - WxDxH): 60x50



URANO 60

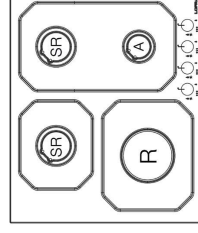


HLS640
Item Code: 29210216
EAN Code: 8022389008639

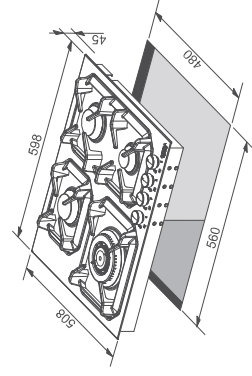
- HLS640 - Hob**
- Gas Hob
 - 4 Gas Burners
 - Gas-Stop Safety Device
 - Flat Edge
 - Thickness 0.70 mm
 - Stainless Steel Aisi 304
 - Stainless Steel Trims
 - Cast Iron Pan Support
 - Frontal Control Knobs

Gas Consumption: 12.15 kW

Cooktop Layout:
1 Aux | 2 Semi - Rapid | 1 Rapid



Technical Drawing (cm):
Dimensions (cm - WxDxH): 60x50

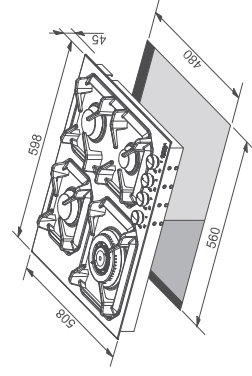


HLN6G0
Item Code: 29210221
EAN Code: 8022389010267

- HLN6G0 - Hob**
- Gas Hob
 - 3 Gas Burners
 - 1 Triple Crown
 - Gas-Stop Safety Device
 - Flat Edge
 - Thickness 0.70 mm
 - Stainless Steel Aisi 304
 - Stainless Steel Trims
 - Black Matt Enamel
 - Cast Iron Pan Support
 - Frontal Control Knobs

Gas Consumption: 8.30 kW

Technical Drawing (cm):
Dimensions (cm - WxDxH): 60x50



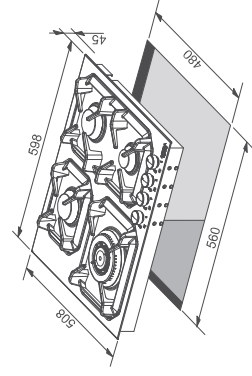
HLS6M0
Item Code: 29210219
EAN Code: 8022389008622



- HLS6M0 - Hob**
- Gas Hob
 - 4 Gas Burners
 - Gas-Stop Safety Device
 - Flat Edge
 - Thickness 0.70 mm
 - Stainless Steel Aisi 304
 - Stainless Steel Trims
 - Cast Iron Pan Support
 - Frontal Control Knobs

Gas Consumption: 12.15 kW

Technical Drawing (cm):
Dimensions (cm - WxDxH): 60x50



URANO 75



HL57A0 Item Code: 29220208
EAN Code: 8022389011028

HL57A0 - Hob

- Gas Hob
- 4 Gas Burners
- 1 Triple Crown
- Gas-Stop Safety Device
- Flat Edge
- Thickness 0.70 mm
- Stainless Steel Aisi 304
- Stainless Steel Trims
- Cast Iron Pan Support
- Frontal Control Knobs

Gas Consumption: 11:10 kW



HLNM7A0 - BLACK MATT Item Code: 29220225
EAN Code: 8022389027234

HLNM7A0 - Hob

- Gas Hob
- 4 Gas Burners
- 1 Triple Crown
- Gas-Stop Safety Device
- Flat Edge
- Thickness 0.70 mm
- Stainless Steel Aisi 304
- Stainless Steel Trims
- Black Matt Enamel
- Cast Iron Pan Support
- Frontal Control Knobs

Gas Consumption: 11:10 kW

URANO 75



HL57D0 Item Code: 29220213
EAN Code: 8022389011950

HL57D0 - Hob

- Gas Hob
- 4 Gas Burners
- 1 Triple Crown Rh
- Gas-Stop Safety Device
- Flat Edge
- Thickness 0.70 mm
- Stainless Steel Aisi 304
- Stainless Steel Trims
- Cast Iron Pan Support
- Frontal Control Knobs

Gas Consumption: 11:10 kW



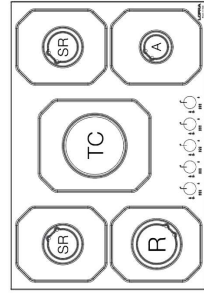
HLNM7D0 - BLACK MATT Item Code: 52051213
EAN Code: 8022389031361

HLNM7D0 - Hob

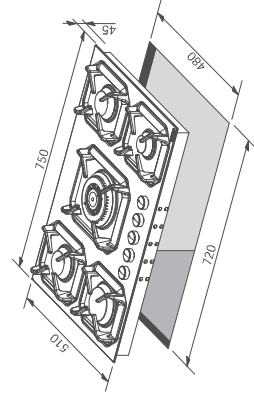
- Gas Hob
- 4 Gas Burners
- 1 Triple Crown Rh
- Gas-Stop Safety Device
- Flat Edge
- Thickness 0.70 mm
- Stainless Steel Aisi 304
- Stainless Steel Trims
- Black Matt Enamel
- Cast Iron Pan Support
- Frontal Control Knobs

Gas Consumption: 11:10 kW

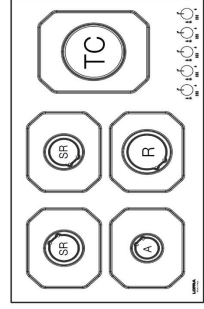
Cooktop Layout:
1 Aux | 2 Semi - Rapid | 1 Rapid | 1 Triple Crown



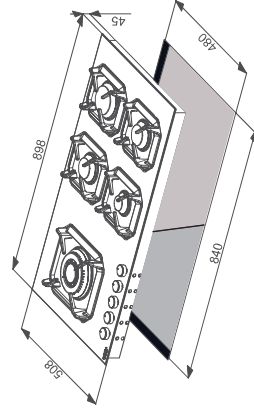
Technical Drawing (cm):
Dimensions (cm - WxDxH): 75x50



Cooktop Layout:
1 Aux | 2 Semi - Rapid | 1 Rapid | 1 Triple Crown



Technical Drawing (cm):
Dimensions (cm - WxDxH): 75x50





HL57B0 Item Code: 29220212
EAN Code: 802238901936

- Hob**
- Gas Hob
 - 4 Gas Burners
 - 1 Triple Crown Lh
 - Gas-Stop Safety Device
 - Flat Edge
 - Thickness 0.70 mm
 - Stainless Steel Aisi 304
 - Stainless Steel Trims
 - Cast Iron Pan Support
 - Frontal Control Knobs

Gas Consumption: 11.10 kW



HL59A0 Item Code: 29220220
EAN Code: 8022389009100

- HL59A0 - Hob**
- Gas Hob
 - 4 Gas Burners
 - 1 Triple Crown
 - Gas-Stop Safety Device
 - Flat Edge
 - Thickness 0.70 mm
 - Stainless Steel Aisi 304
 - Stainless Steel Trims
 - Cast Iron Pan Support
 - Frontal Control Knobs

Gas Consumption: 11.10 kW

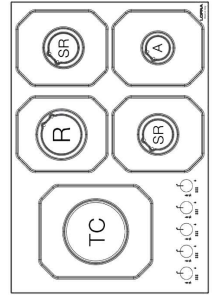


HLNM9A0 - BLACK MATT Item Code: 29220257
EAN Code: 8022389027241

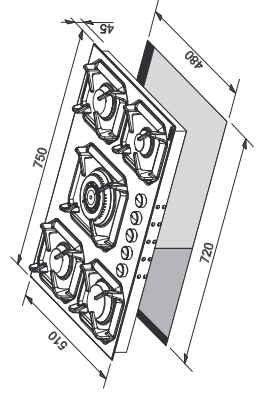
- HLNM9A0 - Hob**
- Gas Hob
 - 4 Gas Burners
 - 1 Triple Crown
 - Gas-Stop Safety Device
 - Flat Edge
 - Thickness 0.70 mm
 - Stainless Steel Aisi 304
 - Stainless Steel Trims
 - Black Matt Enamel
 - Cast Iron Pan Support
 - Frontal Control Knobs

Gas Consumption: 11.10 kW

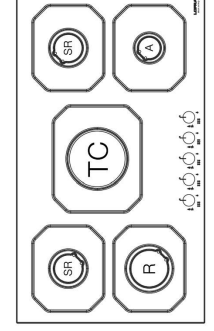
Cooktop Layout:
1 Aux | 2 Semi - Rapid | 1 Rapid | 1 Triple Crown



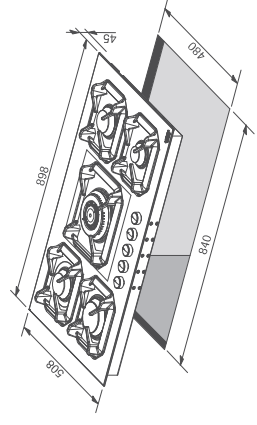
Technical Drawing (cm):
Dimensions (cm - WxDxH): 75x50



Cooktop Layout:
1 Aux | 2 Semi - Rapid | 1 Rapid | 1 Triple Crown



Technical Drawing (cm):
Dimensions (cm - WxDxH): 90x50





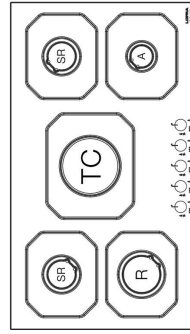
HLS9C0
 Item Code: 29220222
 EAN Code: 8022389009124

- HLS9C0 - Hob**
- Gas Hob
 - 4 Gas Burners
 - 1 Triple Crown
 - Gas-Stop Safety Device
 - Flat Edge
 - Thickness 0.70 mm
 - Stainless Steel Aisi 304
 - Stainless Steel Trims
 - Cast Iron Pan Support
 - Frontal Control Knobs

Gas Consumption: 11.10 kW

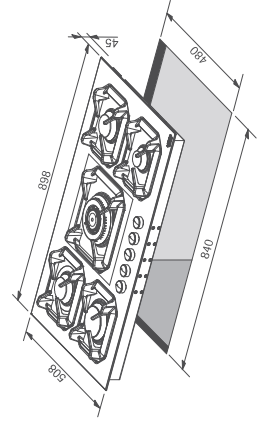
Cooktop Layout:

1 Aux | 2 Semi - Rapid | 1 Rapid | 1 Triple Crown



Technical Drawing (cm):

Dimensions (cm - WxDxH): 90x50



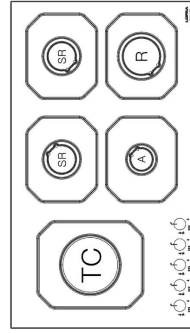
HLS9B0
 Item Code: 29220221
 EAN Code: 8022389009117

- HLS9B0 - Hob**
- Gas Hob
 - 4 Gas Burners
 - 1 Triple Crown Lh
 - Gas-Stop Safety Device
 - Flat Edge
 - Thickness 0.70 mm
 - Stainless Steel Aisi 304
 - Stainless Steel Trims
 - Cast Iron Pan Support
 - Frontal Control Knobs

Gas Consumption: 10.90 kW

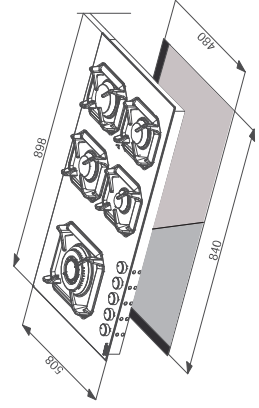
Cooktop Layout:

1 Aux | 2 Semi - Rapid | 1 Rapid | 1 Triple Crown



Technical Drawing (cm):

Dimensions (cm - WxDxH): 90x50



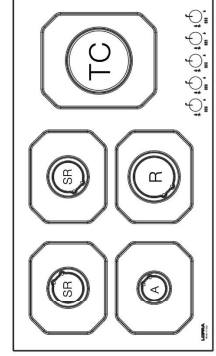
HLS9D0
 Item Code: 29220223
 EAN Code: 8022389009131

- HLS9D0 - Hob**
- Gas Hob
 - 4 Gas Burners
 - 1 Triple Crown Rh
 - Gas-Stop Safety Device
 - Flat Edge
 - Thickness 0.70 mm
 - Stainless Steel Aisi 304
 - Stainless Steel Trims
 - Cast Iron Pan Support
 - Frontal Control Knobs

Gas Consumption: 10.90 kW

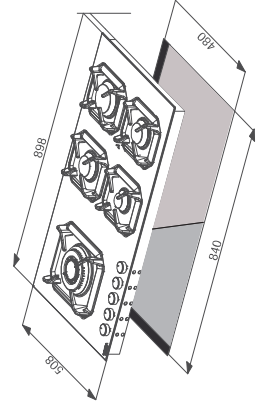
Cooktop Layout:

1 Aux | 2 Semi - Rapid | 1 Rapid | 1 Triple Crown



Technical Drawing (cm):

Dimensions (cm - WxDxH): 90x50



HLM9D0 - BLACK MATT
 Item Code: 52051416
 EAN Code: 8022389031378

- HLM9D0 - Hob**
- Gas Hob
 - 4 Gas Burners
 - 1 Triple Crown Rh
 - Gas-Stop Safety Device
 - Flat Edge
 - Thickness 0.70 mm
 - Stainless Steel Aisi 304
 - Stainless Steel Trims
 - Black Matt Enamel
 - Cast Iron Pan Support
 - Frontal Control Knobs

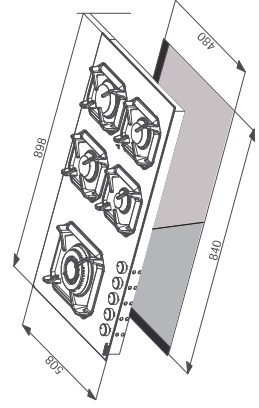
Gas Consumption: 10.90 kW

Cooktop Layout:

1 Aux | 2 Semi - Rapid | 1 Rapid | 1 Triple Crown

Technical Drawing (cm):

Dimensions (cm - WxDxH): 90x50



SOLE 90

PLUTONE 90

ARTES 60



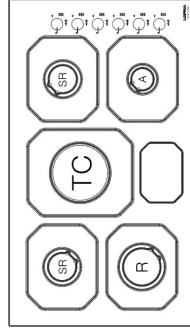
HLS9100
Item Code: 29230225
EAN Code: 8022389009155

- HLS9100 - Hob**
- Gas Hob
 - 4 Gas Burners
 - 1 Triple Crown
 - Gas-Stop Safety Device
 - Flat Edge
 - Thickness 0,70 mm
 - Stainless Steel AISI 304
 - Stainless Steel Trims
 - Cast Iron Pan-Support
 - Side Control Knobs
 - Ceramic Cutlery Tray

Gas Consumption: 11:10 kW

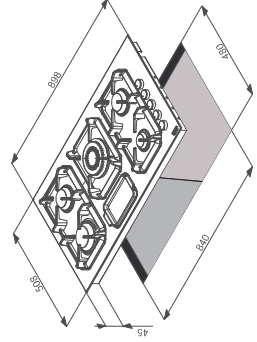
Cooktop Layout:

1 Aux | 2 Semi - Rapid | 1 Rapid | 1 Triple Crown



Technical Drawing (cm):

Dimensions (cm - WxDxH): 90x50



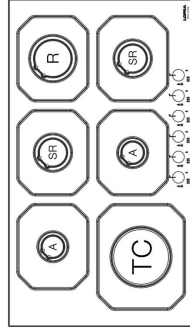
HLS950
Item Code: 29230224
EAN Code: 8022389009148

- HLS950 - Hob**
- Gas Hob
 - 5 Gas Burners
 - 1 Triple Crown
 - Gas-Stop Safety Device
 - Flat Edge
 - Thickness 0,70 mm
 - Stainless Steel AISI 304
 - Stainless Steel Trims
 - Cast Iron Pan-Support
 - Frontal Control Knobs

Gas Consumption: 11:10 kW

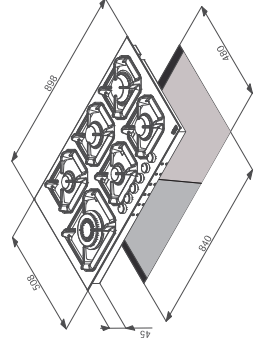
Cooktop Layout:

1 Aux | 2 Semi - Rapid | 1 Rapid | 1 Triple Crown



Technical Drawing (cm):

Dimensions (cm - WxDxH): 90x50



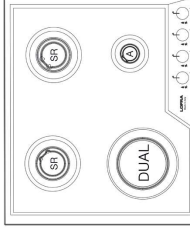
HDS690
Item Code: 29210112
EAN Code: 8022389008394

- HDS690 - Hob**
- Gas Hob
 - 3 Gas Burners
 - Dual Crown: 1
 - Gas-Stop Safety Device
 - Stainless Steel Trims
 - Cast Iron Pan Support
 - Frontal Control Knobs

Gas Consumption: 12:15 kW

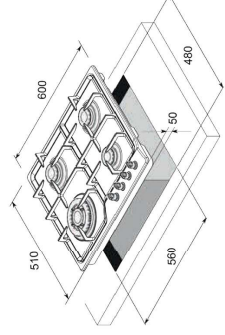
Cooktop Layout:

1 Aux | 2 Semi - Rapid | 1 Dual Crown



Technical Drawing (cm):

Dimensions (cm - WxDxH): 60x50



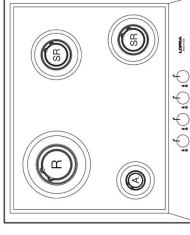
HDS640
Item Code: 29210111
EAN Code: 8022389008387

- HDS640 - Hob**
- Gas Hob
 - 4 Gas Burners
 - Gas-Stop Safety Device
 - Stainless Steel Trims
 - Cast Iron Pan Support
 - Frontal Control Knobs

Gas Consumption: 16:70 kW

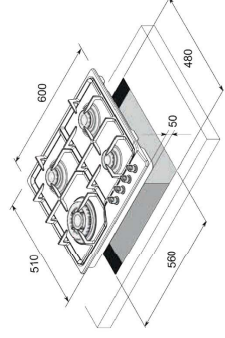
Cooktop Layout:

1 Aux | 2 Semi - Rapid | 1 Rapid



Technical Drawing (cm):

Dimensions (cm - WxDxH): 60x50



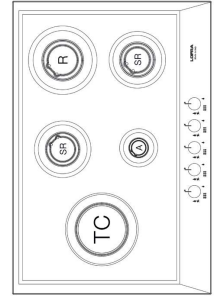


HDS770
 Item Code: 29220108
 EAN Code: 8022389010045

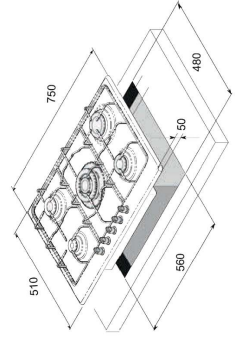
- Hob**
- Burners: 4 Gas Burners
 - Triple Crown Burner: 1
 - Gas-Stop Safety Device
 - Cast Iron Pan Support
 - Controls: Frontal Knobs
 - Trims: Stainless Steel

Gas Consumption: 11.30 KW

Cooktop Layout:
 1 Aux | 2 Semi - Rapid | 1 Rapid | 1 Triple Crown



Technical Drawing (cm):
 Dimensions (cm - WxDxH): 75x50

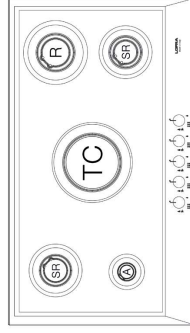


HDS9E0
 Item Code: 29220106
 EAN Code: 8022389010656

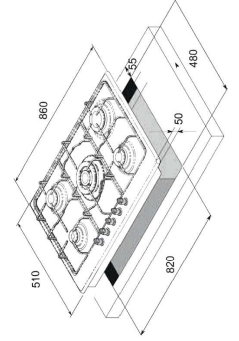
- HDS9E0 - Hob**
- Burners: 4 Gas Burners
 - Triple Crown Burner: 1
 - Gas-Stop Safety Device
 - Cast Iron Pan Support
 - Controls: Frontal Knobs
 - Trims: Stainless Steel

Gas Consumption: 11.30 KW

Cooktop Layout:
 1 Aux | 2 Semi - Rapid | 1 Rapid | 1 Triple Crown



Technical Drawing (cm):
 Dimensions (cm - WxDxH): 90x50

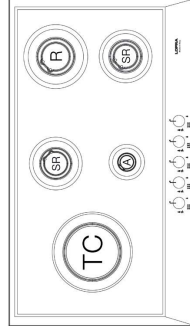


HDS970
 Item Code: 29220107
 EAN Code: 8022389010052

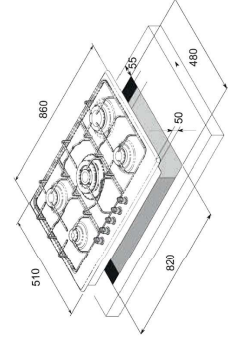
- HDS970 - Hob**
- Burners: 4 Gas Burners
 - Triple Crown Burner: 1
 - Gas-Stop Safety Device
 - Cast Iron Pan Support
 - Controls: Frontal Knobs
 - Trims: Stainless Steel

Gas Consumption: 11.30 KW

Cooktop Layout:
 1 Aux | 2 Semi - Rapid | 1 Rapid | 1 Triple Crown



Technical Drawing (cm):
 Dimensions (cm - WxDxH): 90x50



DIADEMA 30



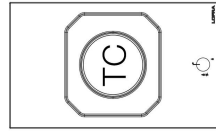
HGN310 - BLACK GLASS
 Item Code: 29210114
 EAN Code: 8022389011875

HGN310 - Hob

- Triple Crown Burner: 1
- Gas-Stop Safety Device
- Cast Iron Pan Support
- Controls: Frontal Knobs
- Flat Edge
- Thickness 0.70 mm
- Trims: Stainless Steel

Gas Consumption: 2.80 kW

Cooktop Layout:
 1 Triple Crown



Technical Drawing (cm):
 Dimensions (cm - WxDxH): 30x50



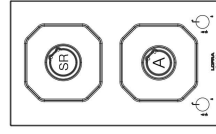
HGN320 - BLACK GLASS
 Item Code: 29210113
 EAN Code: 8022389011868

HGN320 - Hob

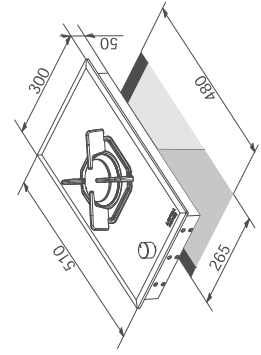
- Burners: 1 Gas Burners
- Triple Crown Burner: 1
- Gas-Stop Safety Device
- Cast Iron Pan Support
- Controls: Frontal Knobs
- Flat Edge
- Thickness 0.70 mm
- Trims: Stainless Steel

Gas Consumption: 3.70 kW

Cooktop Layout:
 1 Aux | 1 Semi - Rapid



Technical Drawing (cm):
 Dimensions (cm - WxDxH): 30x50



MERCURIO 60



HGN6H0 - BLACK GLASS
 Item Code: 29210209
 EAN Code: 8022389008264

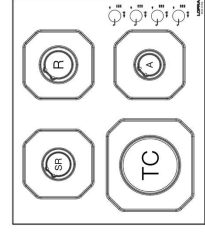
Hob

- Burners: 3 Gas Burners
- Triple Crown Burner: 1
- Gas-Stop Safety Device
- Cast Iron Pan Support
- Controls: Side Knobs
- Flat Edge
- Thickness 0.70 mm
- Trims: Stainless Steel

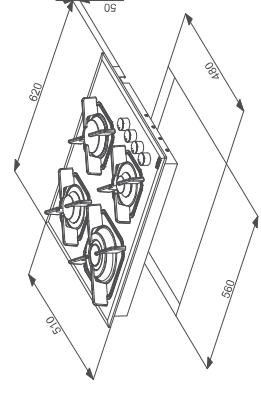
Gas Consumption: 8.30 kW

Cooktop Layout:

1 Aux | 2 Semi - Rapid | 1 Rapid | 1 Triple Crown



Technical Drawing (cm):
 Dimensions (cm - WxDxH): 60x50



MERCURIO 60

Also Available:



HGR6G0- RED GLASS

Item Code: 29210232

EAN Code: 8022389013596

Hob

- Burners: 3 Gas Burners
- Triple Crown Burner: 1
- Gas-Stop Safety Device
- Cast Iron Pan-Support
- Controls: Frontal Knobs
- Flat Edge
- Thickness 0,70 mm
- Trims: Stainless Steel

Gas Consumption: 8,30 kW



HGN6G0 - BLACK GLASS

Item Code: 29210233

EAN Code: 8022389014173



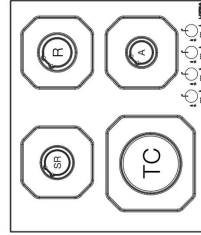
HGB6G0 - WHITE GLASS

Item Code: 29210235

EAN Code: 8022389014166

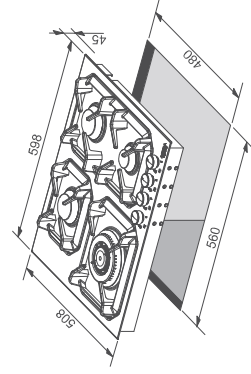
Cooktop Layout:

1 Aux | 1 Semi - Rapid | 1 Rapid | 1 Triple Crown



Technical Drawing (cm):

Dimensions (cm - WxDxH): 60x50





HGN7E0 - BLACK GLASS
Item Code: 29220205
EAN Code: 8022389008646

Hob

- Burners: 4 Gas Burners
- Triple Crown Burner: 1
- Gas-Stop Safety Device
- Cast Iron Pan-Support
- Controls: Frontal Knobs
- Flat Edge
- Thickness 0,70 mm
- Trims: Stainless Steel

Gas Consumption: 1110 KW



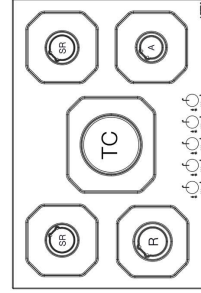
HGB7E0 - WHITE GLASS
Item Code: 29220214
EAN Code: 8022389011943



HGR7E0 - RED GLASS
Item Code: 29220221
EAN Code: 8022389018690

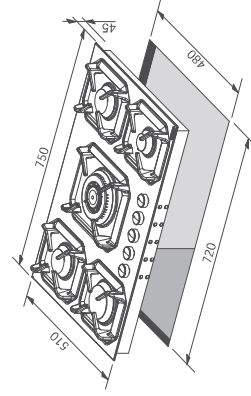
Cooktop Layout:

1 Aux | 2 Semi - Rapid | 1 Rapid | 1 Triple Crown



Technical Drawing (cm):

Dimensions (cm - WxDxH): 75x50





HGN950 - BLACK GLASS
 Item Code: 29230207
 EAN Code: 8022389008288

- Hob**
- Burners: 4 Gas Burners
 - Triple Crown Burner: 1
 - Gas-Stop Safety Device
 - Cast Iron Pan-Support
 - Controls: Frontal Knobs
 - Flat Edge
 - Thickness 0.70 mm
 - Trims: Stainless Steel

Gas Consumption: 10.90 kW



HGB950 - WHITE GLASS
 Item Code: 29230214
 EAN Code: 8022389008325

- Hob**
- Burners: 4 Gas Burners
 - Triple Crown Burner: 1
 - Gas-Stop Safety Device
 - Cast Iron Pan-Support
 - Controls: Frontal Knobs
 - Flat Edge
 - Thickness 0.70 mm
 - Trims: Stainless Steel


Gas Consumption: 10.90 kW



HGN900 - BLACK GLASS
 Item Code: 29230208
 EAN Code: 8022389010632

- Hob**
- Burners: 4 Gas Burners
 - Triple Crown Burner: 1
 - Gas-Stop Safety Device
 - Cast Iron Pan-Support
 - Controls: Frontal Knobs
 - Flat Edge
 - Thickness 0.70 mm
 - Trims: Stainless Steel

Gas Consumption: 11.10 kW



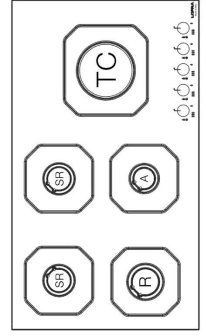
HGB900 - WHITE GLASS
 Item Code: 29230229
 EAN Code: 8022389012063

- Hob**
- Burners: 4 Gas Burners
 - Triple Crown Burner: 1
 - Gas-Stop Safety Device
 - Cast Iron Pan-Support
 - Controls: Frontal Knobs
 - Flat Edge
 - Thickness 0.70 mm
 - Trims: Stainless Steel

Gas Consumption: 11.10 kW

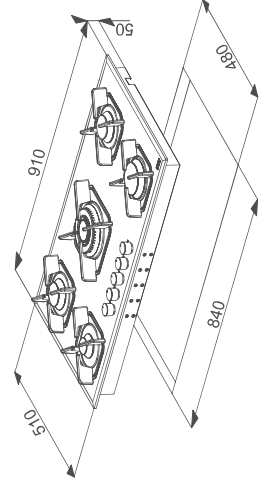
Cooktop Layout:

1 Aux | 2 Semi - Rapid | 1 Rapid | 1 Triple Crown



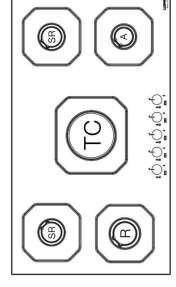
Technical Drawing (cm):

Dimensions (cm - WxDxH): 90x50



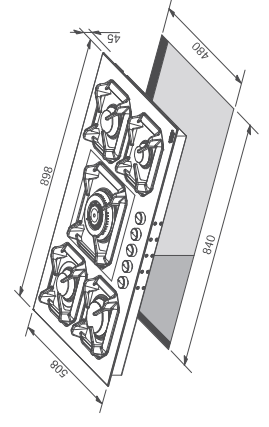
Cooktop Layout:

1 Aux | 2 Semi - Rapid | 1 Rapid | 1 Triple Crown



Technical Drawing (cm):

Dimensions (cm - WxDxH): 90x50





HGN980 - BLACK GLASS
Item Code: 29230226
EAN Code: 8022389010649

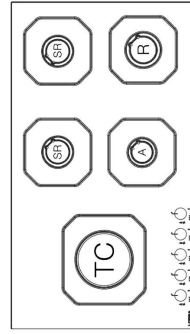
Hob

- Burners: 4 Gas Burners
- Triple Crown Burner: 1
- Gas-Stop Safety Device
- Cast Iron Pan-Support
- Controls: Frontal Knobs
- Flat Edge
- Thickness 0.70 mm
- Black Glass-Hob
- Trims: Stainless Steel

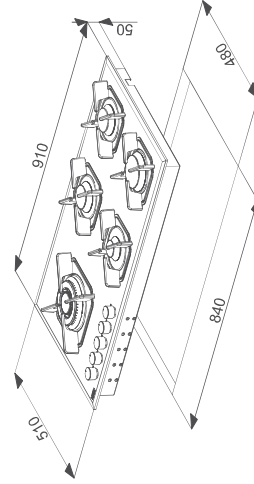
Gas Consumption: 10.90 kW

Cooktop Layout:

1 Aux | 2 Semi - Rapid | 1 Rapid | 1 Triple Crown



Technical Drawing (cm):
Dimensions (cm - WxDxH): 90x50



HGN190 - BLACK GLASS
Item Code: 29240002
EAN Code: 8022389008349

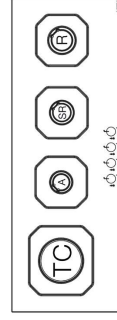
Hob

- Burners: 3 Gas Burners
- Triple Crown Burner: 1
- Gas-Stop Safety Device
- Cast Iron Pan-Support
- Controls: Frontal Knobs
- Flat Edge
- Thickness 0.70 mm
- Black Glass-Hob
- Trims: Stainless Steel

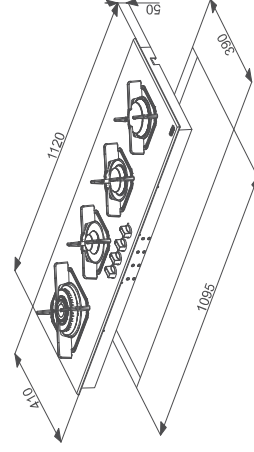
Gas Consumption: 12.65 kW

Cooktop Layout:

1 Aux | 1 Semi - Rapid | 1 Rapid | 1 Triple-Crown



Technical Drawing (cm):
Dimensions (cm - WxDxH): 112x40






Item Code: 29210234
EAN Code: 8022389014715

HIN612

- Induction Hob**
- Cooking Zones: 2 Booster Zones
 - Levels: Up To 9 Levels
 - 1 Heating Zones x Ø 210 mm
 - 1 Heating Zones x Ø 145 mm
 - Booster Level
 - Heating Accelerator
 - Child Lock
 - Power Indicator
 - Residual Heat Indicator Light
 - Timer
 - Controls: Frontal Touch Control
 - Power Limiter: 7400 W

- Gas Zone**
- Triple Crown Burner: 1
 - Gas-Stop Safety Device
 - Cast Iron Pan Support
 - Controls: Frontal Knobs
 - Flat Edge
 - Thickness 0.70 mm
 - Trims: Stainless Steel

Power Absorbed: 3400 W
Gas Consumption: 390 kW



Item Code: 29210238
EAN Code: 8022389023830

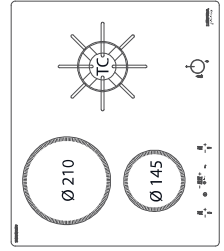
HGN6221

- Induction Hob**
- Cooking Zones: 2 Booster Zones
 - Levels: Up To 9 Levels
 - 1 Heating Zones x Ø 210 mm
 - 1 Heating Zones x Ø 145 mm
 - Booster Level
 - Heating Accelerator
 - Child Lock
 - Power Indicator
 - Residual Heat Indicator Light
 - Timer
 - Controls: Frontal Touch Control
 - Power Limiter: 7400 W

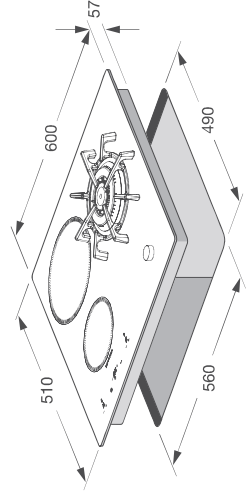
- Gas Zone**
- Burner: 2 Gas Burners
 - Gas-Stop Safety Device
 - Cast Iron Pan Support
 - Controls: Frontal Knobs
 - Flat Edge
 - Thickness 0.70 mm
 - Trims: Stainless Steel

Power Absorbed: 2700 W
Gas Consumption: 1130 kW

Cooktop Layout:
1 x 145 Ø | 1 x 210 Ø | 1 Triple-Crown

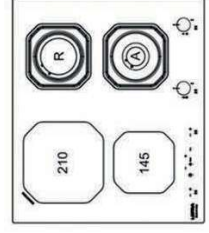


Technical Drawing (cm):
Dimensions (cm - WxDxH): 60x50

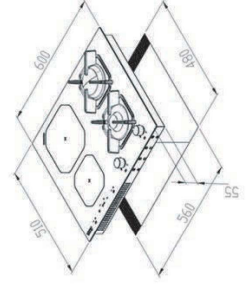



Cooktop Layout:

1 Aux | 1 Rapid | 1 x 145 Ø | 1 x 210 Ø



Technical Drawing (cm):
Dimensions (cm - WxDxH): 60x50





Item Code: 29230245

EAN Code: 802238902321

HGN9621

Induction Hob

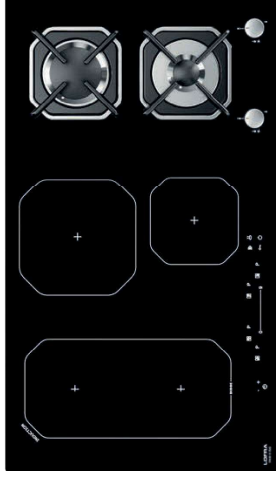
- Cooking Zones: 2 Booster Zones
- Levels: Up To 9 Levels
- 1 Heating Zones x Ø 210 mm
- 1 Heating Zones x Ø 145 mm
- Stop & Go Function
- Booster Level
- Heating Accelerator
- Child Lock
- Power Indicator
- Residual Heat Indicator Light
- Timer
- Controls: Frontal Touch Control
- Power Limiter: 7400 W

Gas Zone

- Burner: 3 Gas Burners
- Triple Crown Burner: 1
- Gas-Stop Safety Device
- Cast Iron Pan Support
- Controls: Frontal Knobs
- Beveled Edge
- Flat Edge
- Thickness 0.70 mm
- Trims: Stainless Steel

Power Absorbed: 3600 W

Gas Consumption: 8.30 kW



Item Code: 29230256

EAN Code: 8022389026527

HGN924IB

Induction Hob

- Cooking Zones: 4 Booster Zones
- Levels: Up To 9 Levels
- 1 Heating Zones x Ø 210 mm
- 1 Heating Zones x Ø 180 mm - Bridge
- 1 Heating Zones x Ø 145 mm
- Stop & Go Function
- Keep Warm Function
- Booster Level
- Bridge Function
- Heating Accelerator
- Child Lock
- Power Indicator
- Residual Heat Indicator Light
- Timer
- Controls: Frontal Touch Control
- Power Limiter: 7400 W

Gas Zone

- Burner: 2 Gas Burners
- Gas-Stop Safety Device
- Cast Iron Pan Support
- Controls: Frontal Knobs
- Beveled Edge
- Flat Edge
- Thickness 0.70 mm
- Trims: Stainless Steel

Power Absorbed: 7.200 W

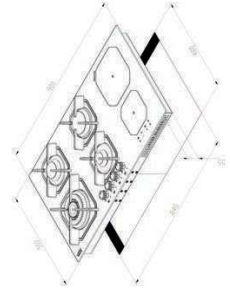
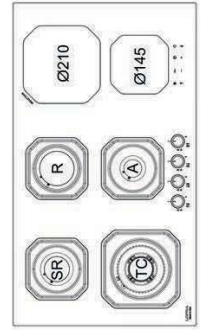
Gas Consumption: 4.55 kW

Cooktop Layout:

1 Aux | 1 Semi - Rapid | 1 Rapid | 1 Triple Crown | 1 x 145 Ø | 1 x 210 Ø

Technical Drawing (cm):

Dimensions (cm - WxDxH): 90x50

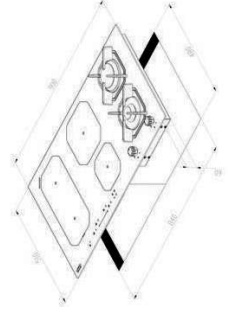
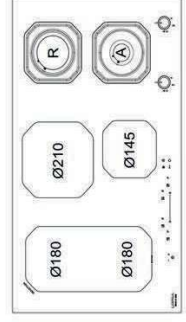


Cooktop Layout:

1 Aux | 1 Rapid | 1 x 145 Ø | 1 x 210 Ø | 2 x 180 Ø Octa Bridge

Technical Drawing (cm):

Dimensions (cm - WxDxH): 90x50



Also Available:



HLS9G2I - STAINLESS STEEL Item Code: 29230227
EAN Code: 8022389012254

- | | | |
|--|--|--|
| <p>Induction Hob</p> <ul style="list-style-type: none"> • Cooking Zones: 2 Booster Zones • Levels: Up To 9 Levels • 1-Heating Zones x Ø 210 mm • 1-Heating Zones x Ø 145 mm • Booster Level • Heating Accelerator • Child Lock • Power Indicator • Residual Heat Indicator Light • Timer • Power Limiter: 7400 W | <p>Gas Zone</p> <ul style="list-style-type: none"> • Burner: 3 Gas Burners • Triple Crown Burner: 1 • Gas-Stop Safety Device • Cast Iron Pan-Support • Controls: Frontal Knobs • Flat Edge • Thickness 0,70 mm • Trims: Stainless Steel | <p>Power Absorbed: 3600 W
Gas Consumption: 8,30 kW</p> |
|--|--|--|

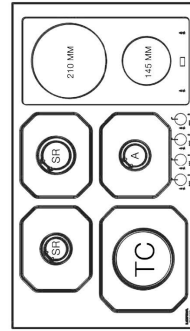


HLNM9G2I - BLACK MATT
Item Code: 29230234
EAN Code: 8022389018355

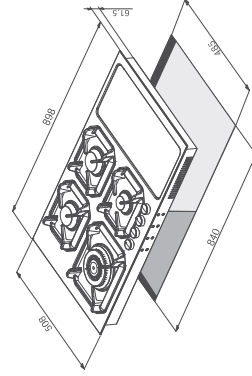


HLBI9G2I - IVORY
Item Code: 29230236
EAN Code: 8022389018362


Cooktop Layout:
1 Aux | 2 Semi - Rapid | 1 Triple Crown | 1 x 145 Ø | 1 x 210 Ø



Technical Drawing (cm):
Dimensions (cm - WxDxH): 90x50



LUNA 60



Item Code: 29211103
EAN Code: 8022389026398

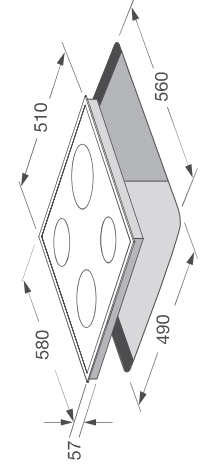
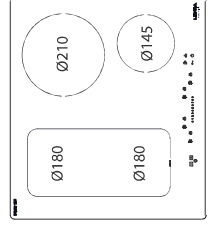
HIN604B

Hob

- Cooking Zones: 4 Booster Zones
- Levels: Up To 9 Levels
- 1 Heating Zones x Ø 210 mm
- 2 Heating Zones x Ø 180 mm
- 1 Heating Zones x Ø 145 mm
- Booster Level
- Heating Accelerator
- Child Lock
- Power Indicator
- Residual Heat Indicator Light
- Timer
- Controls: Frontal Touch Control
- Power Limiter: 7400 W


Power Absorbed: 7600 W

Technical Drawing (cm):
Dimensions (cm - WxDxH): 60x50



Cooktop Layout:
1 x 145 Ø | 2 x 180 Ø | 1 x 210 Ø

LUNA 30



Item Code: 29210115
EAN Code: 8022389012001

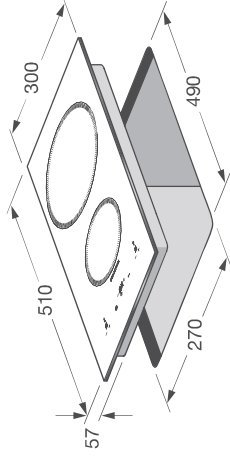
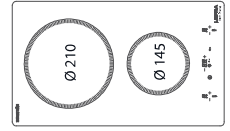
HIN302

Hob


- Cooking Zones: 2 Booster Zones
- Levels: Up To 9 Levels
- 1 Heating Zones x Ø 210 mm
- 1 Heating Zones x Ø 145 mm
- Booster Level
- Heating Accelerator
- Child Lock
- Power Indicator
- Residual Heat Indicator Light
- Timer
- Controls: Frontal Touch Control
- Power Limiter: 7400 W

Power Absorbed: 3600 W

Technical Drawing (cm):
Dimensions (cm - WxDxH): 30x50



Cooktop Layout:
1 x 145 Ø | 1 x 210 Ø



HIN906B

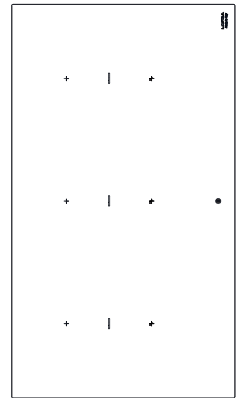
Item Code: 29230255
EAN Code: 8022389026046

- Hob**
- Cooking Zones: 6 Booster Zones
 - Bridge Zones: 3
 - Levels: Up To 9 Levels
 - Circle Heating Zones: 2100-3000 W
 - Bridge Heating Zones: 1500-1850 W
 - Booster Level
 - Heat-Up Automatic
 - Child Lock
 - Power Indicator
 - Residual Heat Indicator Light
 - Overheating System
 - Timer
 - Controls: Frontal Touch Control
 - Power Limiter: 7400 W

Power Absorbed: 11100 W

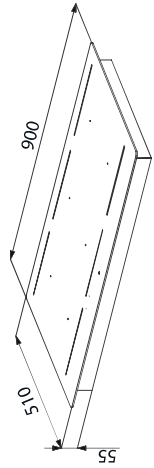
Cooktop Layout:

3 x Bridge Zones - 6 Single Zones



Technical Drawing (cm):

Dimensions (cm - WxDxH): 90x50



HIN9042BA

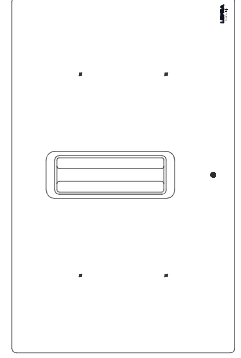
Item Code: 29230254
EAN Code: 8022389026053

- Hob**
- Cooking Zones: 4 Booster Zones
 - Bridge Zones: 2
 - Levels: Up To 9 Levels
 - Circle Heating Zones: 2100-3000 W
 - Bridge Heating Zones: 1500-1850 W
 - Booster Level
 - Heat-Up Automatic
 - Child Lock
 - Power Indicator
 - Residual Heat Indicator Light
 - Overheating System
 - Timer
 - Controls: Frontal Touch Control
 - Power Limiter: 7400 W

Power Absorbed: 7400 W

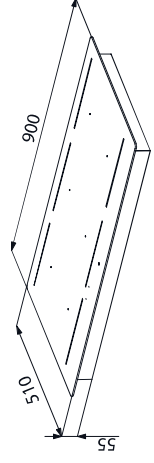
Cooktop Layout:

2 x Bridge Zones - 4 Single Zones




Technical Drawing (cm):

Dimensions (cm - WxDxH): 90x50



VENERE³⁰



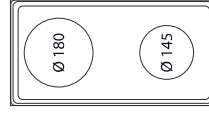
VENERE 30

Item Code: 29210116
EAN Code: 8022389031415

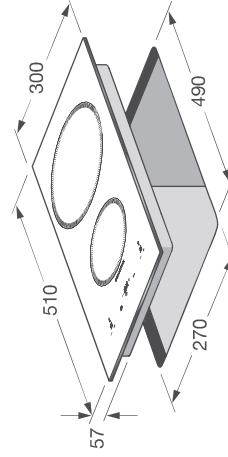
- Hob**
- Cooking Zones: 2 Booster Zones
 - Levels: Up To 9 Levels
 - 1 Heating Zones x Ø 180 mm
 - 1 Heating Zones x Ø 145 mm
 - Booster Level
 - Heating Accelerator
 - Child Lock
 - Power Indicator
 - Residual Heat Indicator Light
 - Timer
 - Controls: Frontal Touch Control
 - Power Limiter: 7400 W

Power Absorbed: 3000 W


Cooktop Layout:
1 x 145 Ø | 1 x 180 Ø



Technical Drawing (cm):
Dimensions (cm - WxDxH): 30x50



VENERE⁶⁰



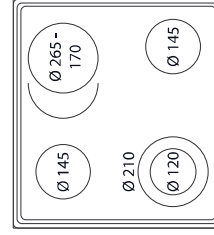
VENERE 60

Item Code: 29210236
EAN Code: 8022389014722

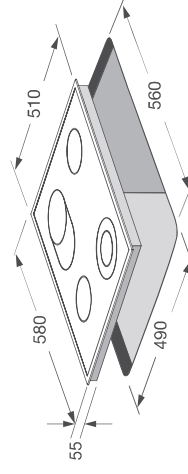
- Hob**
- Cooking Zones: 4 Booster Zones
 - Levels: Up To 9 Levels
 - 1 Heating Zones x Ø 210 mm
 - 1 Heating Zones x Ø 170 - 265 mm
 - 1 Heating Zones x Ø 145 mm
 - 1 Heating Zones x Ø 120 mm
 - Booster Level
 - Heating Accelerator
 - Child Lock
 - Power Indicator
 - Residual Heat Indicator Light
 - Timer
 - Controls: Frontal Touch Control
 - Power Limiter: 7400 W


Power Absorbed: 6800 W

Cooktop Layout:
1 x 120 Ø | 2 x 145 Ø | 1 x 210 Ø | 1 x 170 - 265 Ø



Technical Drawing (cm):
Dimensions (cm - WxDxH): 60x50





VENERE 90

Item Code: 29230108
EAN Code: 8022389014265

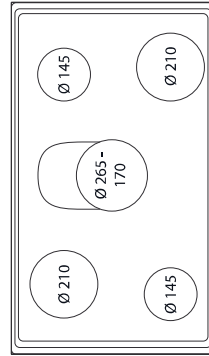
Hob

- Cooking Zones: 2 Booster Zones
- Levels: Up To 9 Levels
- 2 Heating Zones x Ø 210 mm
- 1 Heating Zones x Ø 170 - 265 mm
- 2 Heating Zones x Ø 145 mm
- Booster Level
- Heating Accelerator
- Child Lock
- Power Indicator
- Residual Heat Indicator: Light
- Timer
- Controls: Frontal Touch Control
- Power Limiter: 7400 W

Power Absorbed: 8600 W


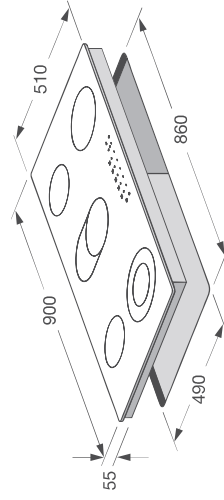
Cooktop Layout:

2 x 145 Ø | 2 x 210 Ø | 1 x 170 - 265 Ø



Technical Drawing (cm):

Dimensions (cm - WxDxH): 90x50





FO569EE - STAINLESS STEEL
Item Code: 29320155
EAN Code: 8022389010335



FOVN69EE - BLACK GLASS
Item Code: 29320158
EAN Code: 8022389011905



FOVB69EE - WHITE GLASS
Item Code: 29320157
EAN Code: 8022389010816



FOVR69EE - RED GLASS
Item Code: 29320168
EAN Code: 8022389013015

Oven

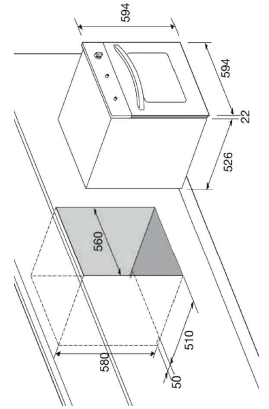
- Multifunction Electric
- Cooking Programs: 10
- Gross Capacity: 72 L
- Maximum Temperature: 250 °C
- Electric Grill
- Rotisserie Function
- Timer: Electronic Digital
- Telescopic Guides
- Wire Shelves: 2
- Enamel Tray: 1
- Controls: Touch Control, Push+Pull Knobs

Cooling Fan

Power Absorbed: 2600 W



Technical Drawing (cm):
Dimensions (cm - WxDxH): 60x55x60





FOVR66GE - RED GLASS
Item Code: 29320191
EAN Code: 8022389018409




FOVN66GE - BLACK GLASS
Item Code: 29320183
EAN Code: 8022389011899

Available also with gas grill upon request and special production

- Oven**
- Convection Gas
 - Gas-Stop Safety Device
 - Cooking Programs: 6
 - Gross Capacity: 72 L
 - Maximum Temperature: 260 °C
 - Electric Grill
 - Rotisserie Function
 - Digital Timer
 - Telescopic Guides
 - Wire Shelves: 2
 - Enamel Tray: 1
 - Controls: Touch Control

Cooling Fan
Power Absorbed: 1600 W
Gas Consumption: 12.80 kW

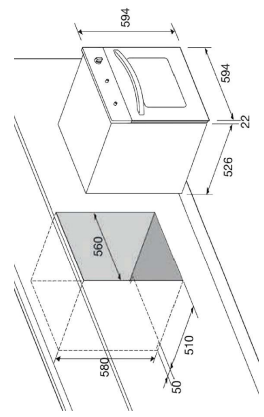


FO566GE - STAINLESS STEEL
Item Code: 29320182
EAN Code: 8022389011233



FOVB66GE - WHITE GLASS
Item Code: 29320184
EAN Code: 8022389012247

Technical Drawing (cm):
Dimensions (cm - WxDxH): 60x55x60





FQVB6TEE - WHITE GLASS

Item Code: 29320167

EAN Code: 8022389012230



FQVN6TEE - BLACK GLASS

Item Code: 29320166

EAN Code: 8022389011226



FQ56TEE - STAINLESS STEEL

Item Code: 29320165

EAN Code: 8022389011219



FQVR6TEE - RED GLASS

Item Code: 29320169

EAN Code: 8022389013022

Oven

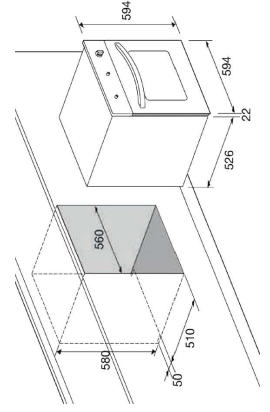
- Multifunction Electric
- Cooking Programs: 12
- Gross Capacity: 72 L
- Maximum Temperature: 250 °C
- Electric Grill
- Rotisserie Function
- Electronic Digital Programmer
- Telescopic Guides
- Wire Shelves: 2
- Enamel Tray: 1
- Controls: Touch Control

Cooling Fan

Power Absorbed: 3500 W



Technical Drawing (cm):
Dimensions (cm - WxDxH): 60x55x60



LEDA 60



FDS69EE - STAINLESS STEEL
Item Code: 29320189
EAN Code: 8022389017587

- FDS69EE - Oven**
- Multifunction Electric
 - Cooking Programs: 9
 - Gross Capacity: 72 L
 - Maximum Temperature: 260 °C
 - Electric Grill
 - Analog Timer
 - Fixed Oven Guides
 - Wire Shelves: 2
 - Enamel Tray: 1
 - Controls: Control Knobs

Cooling Fan

Power Absorbed: 2600 W



LEDA 60 Gas Oven

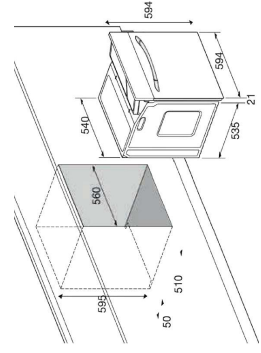


FDS66GE - STAINLESS STEEL
Item Code: 29320192
EAN Code: 8022389018416

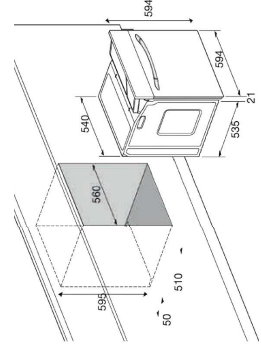
- Available also with gas grill upon request and special production**
- Oven**
- Convection Gas
 - Gas-Stop Safety Device
 - Cooking Programs: 6
 - Gross Capacity: 72 L
 - Maximum Temperature: 250 °C
 - Electric Grill
 - Rotisserie Function
 - Analog Timer
 - Telescopic Guides
 - Wire Shelves: 2
 - Enamel Tray: 1
 - Controls: Control Knobs

Cooling Fan

Power Absorbed: 1600 W
Gas Consumption: 11,10 kW



Technical Drawing (cm):
Dimensions (cm - WxDxH): 60x55x60



Technical Drawing (cm):
Dimensions (cm - WxDxH): 60x55x60



FFV66GE - MIRRORED GLASS Item Code: 29320181
EAN Code: 8022389011240

FFV66GE - Oven
Available also with gas grill upon request and special production

- Convection Gas
- Gas-Stop Safety Device
- Cooking Programs: 6
- Gross Capacity: 72 L
- Maximum Temperature: 250 °C
- Electric Grill
- Electronic Digital Programmer
- Rotisserie Function
- Digital Timer
- Telescopic Guides
- Wire Shelves: 2
- Enamel Tray: 1
- Controls: Touch Control

Cooling Fan

Power Absorbed: 1600 W

Gas Consumption: 11.10 kW



FFV6TEE - MIRRORED GLASS Item Code: 29320005
EAN Code: 8022389014203

- FFV6TEE - Oven**
- Multifunction Electric
 - Cooking Programs: 12
 - Gross Capacity: 72 L
 - Maximum Temperature: 250 °C
 - Electric Grill
 - Electronic Digital Programmer
 - Digital Timer
 - Rotisserie Function
 - Telescopic Guides
 - Wire Shelves: 2
 - Enamel Tray: 1
 - Controls: Touch Control

Cooling Fan

Power Absorbed: 2700 W



FFV9TEE - MIRRORED GLASS Item Code: 29320613
EAN Code: 8022389012995

- Oven**
- Multifunction Electric
 - Cooking Programs: 12
 - Gross Capacity: 101 L
 - Maximum Temperature: 270 °C
 - Electric Grill
 - Rotisserie Function
 - Electronic Programmer
 - Digital Timer
 - Telescopic Guides
 - Wire Shelves: 2
 - Enamel Tray: 1
 - Controls: Touch Control

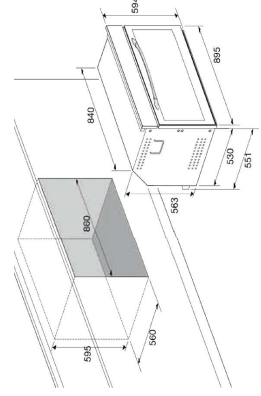
Cooling Fan

Power Absorbed: 3500 W

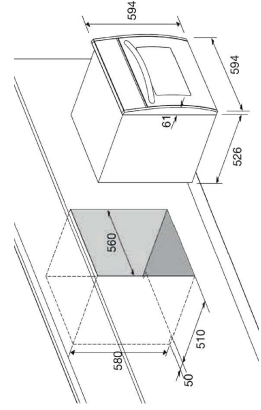


FFV9TEE - WHITE GLASS Item Code: 29320615
EAN Code: 8022389018614

Technical Drawing (cm):
Dimensions (cm - WxDxH): 90x55x60



Technical Drawing (cm):
Dimensions (cm - WxDxH): 60x55x60





FOS99EE - STAINLESS STEEL Item Code: 29320618
EAN Code: 8022389020921

- Oven**
- Multifunction Electric
 - Cooking Programs: 9
 - Gross Capacity: 101 L
 - Maximum Temperature: 270 °C
 - Electric Grill
 - Rotisserie Function
 - Electronic Programmer
 - Telescopic Guides
 - Wire Shelves: 2
 - Enamel Tray: 1
 - Controls: Touch Control

Cooling Fan

Power Absorbed: 3100 W



FOVN99EE - BLACK GLASS Item Code: 29320619
EAN Code: 8022389021591

- Oven**
- Multifunction Electric
 - Cooking Programs: 9
 - Gross Capacity: 101 L
 - Maximum Temperature: 270 °C
 - Electric Grill
 - Rotisserie Function
 - Electronic Programmer
 - Telescopic Guides
 - Wire Shelves: 2
 - Enamel Tray: 1
 - Controls: Touch Control

Cooling Fan

Power Absorbed: 3100 W



FQS9TEE - STAINLESS STEEL Item Code: 29320609
EAN Code: 8022389012056

- Oven**
- Multifunction Electric
 - Cooking Programs: 12
 - Gross Capacity: 101 L
 - Maximum Temperature: 270 °C
 - Electric Grill
 - Rotisserie Function
 - Electronic Digital Programmer
 - Telescopic Guides
 - Wire Shelves: 2
 - Enamel Tray: 1
 - Controls: Touch Control

Cooling Fan

Power Absorbed: 3600 W



FQVN9TEE - BLACK GLASS Item Code: 29320611
EAN Code: 8022389014210

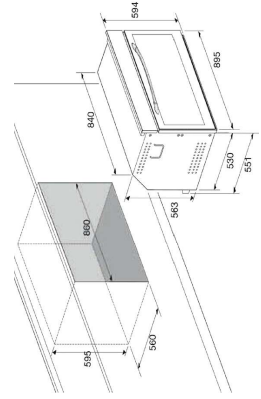
- Oven**
- Multifunction Electric
 - Cooking Programs: 12
 - Gross Capacity: 101 L
 - Maximum Temperature: 270 °C
 - Electric Grill
 - Rotisserie Function
 - Electronic Digital Programmer
 - Telescopic Guides
 - Wire Shelves: 2
 - Enamel Tray: 1
 - Controls: Touch Control

Cooling Fan

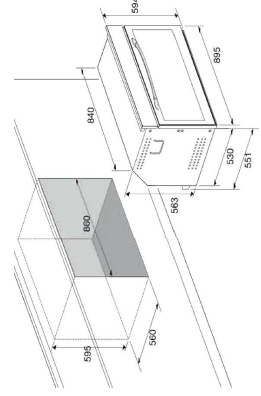
Power Absorbed: 3600 W



Technical Drawing (cm):
Dimensions (cm - WxDxH): 90x55x60



Technical Drawing (cm):
Dimensions (cm - WxDxH): 90x55x60





FAS96GE - STAINLESS STEEL
 Item Code: 29320606
 EAN Code: 8022389012292

Oven

- Convection Gas
- Gas-Stop Safety Device
- Cooking Programs: 6
- Gross Capacity: 101 L
- Maximum Temperature: 260 °C
- Electric Grill
- Rotisserie Function
- Digital Timer
- Electromechanical Timer
- Telescopic Guides
- Wire Shelves: 1
- Enamel Tray: 1
- Controls: Touch Control

Cooling Fan

Power Absorbed: 1800 W
Gas Consumption: 500 kW



Available also with gas grill upon request and special production

Oven

- Multifunction Electric
- Cooking Programs: 9
- Gross Capacity: 90 L
- Maximum Temperature: 270 °C
- Electric Grill
- Electronic Programmer
- Fixed Oven Guides
- Wire Shelves: 1
- Enamel Tray: 1
- Controls: Touch Control

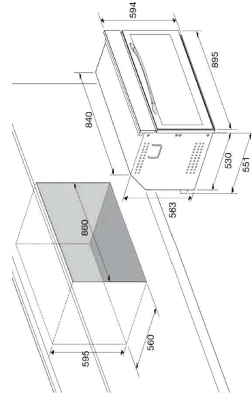
Cooling Fan

Power Absorbed: 3100 W

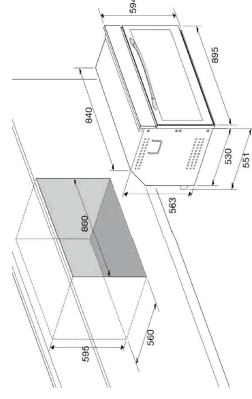


FYS99EE - STAINLESS STEEL
 Item Code: 29320612
 EAN Code: 8022389012834

Technical Drawing (cm):
Dimensions (cm - WxDxH): 90x55x60



Technical Drawing (cm):
Dimensions (cm - WxDxH): 90x55x60



PROFESSIONAL COMBI MICROWAVE



FMS6TME Item Code: 52160311
EAN Code: 8022389018317

Microwave Oven

- Cooking Functions: 6
- Cooking Levels: 4
- Gross Capacity: 32 L
- Grill: Electric
- Timer: Cooking Timer
- Display: LED Display
- Cavity: Stainless Steel
- Turntable: Ø 32 Cm
- Oven Guide: Fixed
- Accessories: 1 Rectangular Griddle, 1 Rectangular Glass Tray

Power Absorbed: 3400 W



FMV6TME Item Code: 52160309
EAN Code: 8022389012780


Microwave Oven

- Oven Capacity: 25 L
- Control Type: Touch Sensor
- Microwave Power: 900W
- Grill Power: 1200W
- Timer: 60 Min
- 5 Power Levels
- Child Safety Lock
- End Cooking Signal
- White LED Display
- Stainless Steel Cavity
- Turntable 315 mm
- Defrost Function
- Grill

Power Absorbed: 1440 W

PROFESSIONAL MICROWAVE

Touch Control

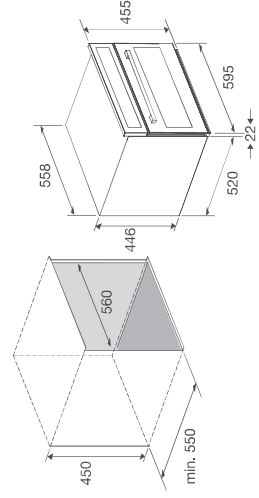


FMS6T25ME Item Code: 29320300
EAN Code: 8022389030128

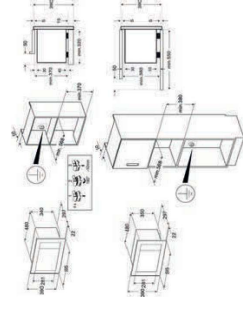
FMNM6T25ME

Item Code: 29320305
EAN Code: 8022389030135

Technical Drawing (cm):
Dimensions (cm - WxDxH): 60x55x45



Technical Drawing (cm):
Dimensions (cm - WxDxH): 59.50x58.50x38.70



PROFESSIONAL 90

Induction Hob



TAS96/5

Item Code: 29230404
EAN Code: 802238907150

Hob

- Burners: 4 Gas Burners
- Triple Crown Burner: 1
- Gas-Stop Safety Device
- Cast Iron Pan-Support
- Controls: Frontal Knobs
- Trims: Brushed Stainless Steel

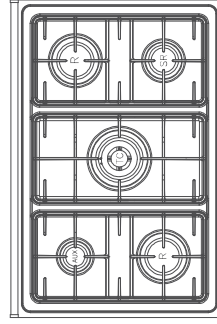
Gas Consumption: 12.15 KW

Power Absorbed: 8400 W

Available also with double bridge upon request and special production

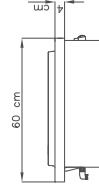
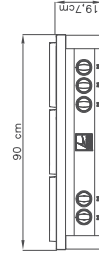
Cooktop Layout:

1 Aux | 1 Semi - Rapid | 2 Rapid | 1 Triple Crown



Technical Drawing (cm):

Dimensions (cm - WxDxH): 90x60x20



Induction Hob

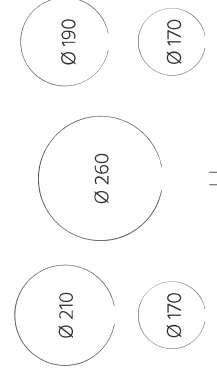
- Cooking Zones: 5 Booster Zones
- Levels: Up To 9 Levels
- 1 Heating Zones x Ø 270 mm
- 2 Heating Zones x Ø 210 mm
- 2 Heating Zones x Ø 145 mm
- Booster Level
- Heating Accelerator
- Child Lock
- Power Indicator
- Residual Heat Indicator Light
- Timer
- Controls: Frontal Touch Control & Control Knobs
- Power Limiter: 7400 W

Power Absorbed: 8400 W

Available also with double bridge upon request and special production

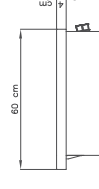
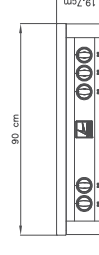
Cooktop Layout:

2 x 170 Ø | 1 x 190 Ø | 1 x 210 Ø | 1 x 260 Ø



Technical Drawing (cm):

Dimensions (cm - WxDxH): 90x60x20



PROFESSIONAL I20

PROFESSIONAL WARMING DRAWER



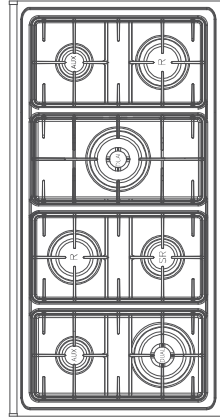
TAS12677

Item Code: 29230606
EAN Code: 8022389018928

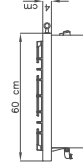
- Hob**
- Burners: 5 Gas Burners
 - Triple Crown Burner: 2
 - Gas-Stop Safety Device
 - Cast Iron Pan-Support
 - Controls: Frontal Knobs
 - Trims: Brushed Stainless Steel

Gas Consumption: 16.90 kW

Cooktop Layout:
2 Aux | 1 Semi - Rapid | 1 Rapid | 3 Dual Crown



Technical Drawing (cm):
Dimensions (cm - WxDxH): 120x60x20



WN66A - BLACK GLASS

Item Code: 29320223
EAN Code: 8022389018720

- Warming Drawer**
- On/Off Switch Lights
 - 4 Warming Levels
 - Warming Range: 0-80 °C
 - Warm Air Circulation System
 - Anti-Slip Mat

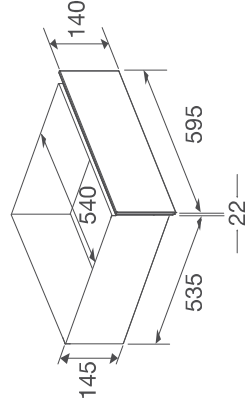
Power Absorbed: 420 W



WI66A - STAINLESS STEEL

Item Code: 29320205
EAN Code: 8022389012308

Technical Drawing (cm):
Dimensions (cm - WxDxH): 59,50x55,70x14,50



PROFESSIONAL COFFEE MACHINE



YB166T - STAINLESS STEEL

Item Code: 29320219

EAN Code: 8022389018645

Coffee Machine

- Lighting: Two Light Points With 2 Leds

Performance

- Machine Type: Fully Automatic
- Cups Per Cycle: 1 Or 2 Cups
- Programmable Sizes
- Heating Time: 3 Minutes
- Dispensing Head Height: Adjustable 80–110 mm
- Adjustable (80–110 mm)
- Grinder Settings: Individual
- Cup Rack: Led-Lit
- Energy Saving: Stand-By Mode

Type Of Coffee

- Cup Of Coffee
- Espresso
- Cappuccino
- Latte Macchiato
- Café Au Lait
- Hot Water

Capacity

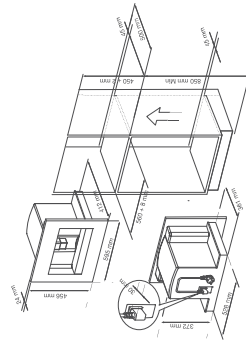
- Water Tank: 18 L
- Bean Container: 200 G
- Grounds Container: 14 Units
- Milk Carafe: 0,75 L

Electronic Operation

- Electronic Control
- Programmable Pre-Brewing Temperature
- Programmable Brewing Temperature
- Programmable Grinding Quantity
- Programmable Water Hardness
- Programmable Operating Time
- Programmable Switch-Off Time
- Integrated Cleaning Programme
- Automatic Descaling Programme

Power Absorbed: 1350 W

Technical Drawing (cm):
Dimensions (cm - WxDxH): 60x40x45



PROFESSIONAL WINE COOLER 24 BOTTLES



ZBPVN24M - BLACK GLASS

Item Code: 29320812
EAN Code: 8022389029726

Wine Cooler

- Capacity: 24 Bottles
- Volume: 57 L
- Sliding Wooden Shelves: 3
- Internal LED Light
- Internal Micro-Ventilation
- Auto Defrost
- Humidity Control With Optional Water Reservoir
- Electronic Thermostat
- Temperature Control: From 5 °C - 22 °C
- Cooling System: Compressor (CFC-Free)
- Refrigerant Gas: R600a

Energy Consumption: 138 kWh/year

Also Available:



ZBPS24M - STAINLESS STEEL

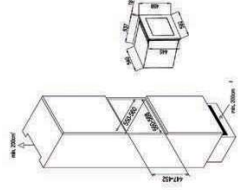
Item Code: 29320813
EAN Code: 8022389029733



ZBPNM24M - BLACK MATT

Item Code: 29320814
EAN Code: 8022389029740

Technical Drawing (cm):
Dimensions (cm - WxDxH): 59x54x46



PROFESSIONAL WINE COOLER 41 BOTTLES



ZBPS41MD - STAINLESS STEEL Item Code: 29320819
EAN Code: 8022389029795

Wine Cooler

- Capacity: 41 Bottles
- Volume: 132 L
- Sliding Wooden Shelves: 5
- Internal LED Light
- Temperature Zones: Dual Zone
- Internal Micro-Ventilation
- Auto Defrost
- Humidity Control With Optional Water Reservoir
- Electronic Thermostat
- Temperature Control: From 5 °C - 22 °C
- Cooling System: Compressor (CFC-Free)
- Refrigerant Gas: R600a

Energy Consumption: 147 kWh/year

Also Available:

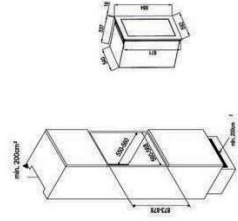


ZBPVN41MD - BLACK GLASS
Item Code: 29320816
EAN Code: 8022389029764



ZBPNM41MD - BLACK MATT
Item Code: 29320817
EAN Code: 8022389029771

Technical Drawing (cm):
Dimensions (cm - WxDxH): 60x54x88



PROFESSIONAL REFRIGERATOR

Side By Side

PROFESSIONAL REFRIGERATOR

Quattroporte



GFPS918
Item Code: 29170067
EAN Code: 8022389030746

Refrigerator Side By Side

- System: No Frost Premium
- Total Capacity: 569 L Net
- Refrigerator Capacity: 372 L Net
- Freezer Capacity: 197 L Net
- Evaporators: 2
- Temperature Control: Automatic
- Independent Controls: Fridge / Freezer
- Autonomy Without Power: 10 H
- Compressors: 1 (Digital Inverter)
- LED Light
- Refrigerant Gas: R600a

Refrigerator

- Function: Multi Flow
- Super Fresh Vegetable Drawers: 2
- Vacation Mode: Available
- Glass Shelves: 3
- Door Tray: 4

Internal View:



GFPS918
Item Code: 29170068
EAN Code: 8022389030753

Freezer

- Function: Multi Flow
- Fast Freeze Button: Included
- Ice Maker With Shield
- Ice Container (Removable)
- Glass Shelf: 1
- Door Tray: 1
- Drawers: 2

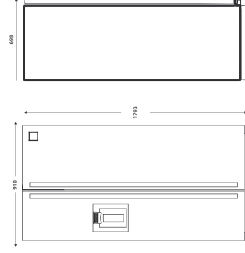
Comfort

- Beverage Dispenser: Water + Ice
- Door Open Acoustic Alarm: Included

Energy Consumption: 324 kWh/year

Technical Drawing (cm):

Dimensions (cm - WxDxH): 91x69x80x179.30



GFPS819
Item Code: 29170069
EAN Code: 8022389030760

Refrigerator Quattroporte

- System: No Frost Premium
- Total Capacity: 515 L Net
- Refrigerator Capacity: 345 L Net
- Freezer Capacity: 170 L Net
- Evaporators: 3
- Temperature Control: Automatic (Sensor)
- Independent Controls: Fridge / Freezer
- Refrigeration Circuit: Triple
- Autonomy Without Power: 12 H
- Compressors: 1 (Inverter)
- Refrigerant Gas: R600a
- LED Light
- Type: 4 Doors
- Noise: 35 dB

Refrigerator

- Function: Multi Flow
- Fruit And Vegetable Drawers: 2
- Vacation Mode: Available
- Door Shelves: 8
- Glass Shelves: 3
- Door Tray: 6

Internal View:



GFPS819
Item Code: 29170070
EAN Code: 8022389030777

Freezer

- Function: Multi Flow Plus
- Freezer Section Right
- Function: Multi Flow Plus
- Fast Freeze Button: Included
- Cool Select Plus Compartment: -23°C, -18°C, -5°C, -1°C, 5°C
- Up Drawers: 2
- Middle Drawers: 2
- Down Drawers: 2

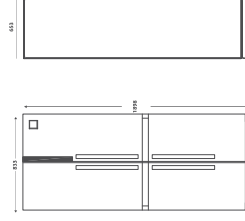
Comfort

- Antibacterial Treatment: Deodorizer
- Internal Control Panel: Electronic
- Door Open Acoustic Alarm: Included

Energy Consumption: 306 kWh/year

Technical Drawing (cm):

Dimensions (cm - WxDxH): 83.30x65.30x189.80



RETRO REFRIGERATOR 45 L



IGTB45U/1 - IVORY

Item Code: 29337002
EAN Code: 8022389030357

Refrigerator

- Total Capacity: 45 L
- Interior Temperature: 0° - 8°
- Steel Wire Rack
- Plastic Handle In Chromed Finishing
- Defrost Function
- Refrigerant Gas: R600a
- Mechanical Temperature Control

Energy Consumption: 80 kWh/year

Also Available:



IGTNM45U/1 - BLACK MATT

Item Code: 29337001
EAN Code: 8022389030340



IGTRF45U/1 - FIRE RED

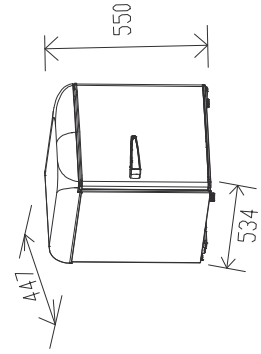
Item Code: 29337003
EAN Code: 8022389030364



IGTLB45U/1 - LIGHT BLUE

Item Code: 29337004
EAN Code: 8022389030371

Technical Drawing (cm):
Dimensions (cm - WxDxH): 44,70x53,40x55



RETRO REFRIGERATOR

86 L



IGTNM86D/1 - BLACK MATT

Item Code: 29337005

EAN Code: 8022389030388

Refrigerator

- Total Capacity: 86 L
- Refrigerator Capacity: 60 L
- Interior Temperature: 0° - 8°
- 1 Glass Shelf
- 1 Vegetable Crisper With Cover
- Plastic Handle In Chromed Finishing
- Defrost Function
- Refrigerant Gas: R600a
- Mechanical Temperature Control

Freezer

- Freezer Capacity: 26 L
- Interior Temperature: ≈ -18°

Energy Consumption: 165 kWh/year

Also Available:



IGTB86D/1 - IVORY

Item Code: 29337006

EAN Code: 8022389030395



IGTRF86D/1 - FIRE RED

Item Code: 29337007

EAN Code: 8022389030401



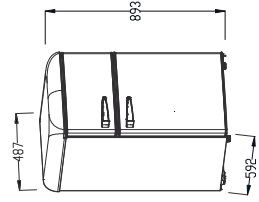
IGTLB86D/1 - LIGHT BLUE

Item Code: 29337008

EAN Code: 8022389030418

Technical Drawing (cm):

Dimensions (cm - WxDxH): 48,70x59,20x85,30



RETRO REFRIGERATOR

280 L



IGTLB280D/1 - LIGHT BLUE



Item Code: 29337012

EAN Code: 8022389030456

Refrigerator

- Total Capacity: 280 L
- Refrigerator Capacity: 210 L
- Interior Temperature: 0° - 8°
- 3 Glass Shelves
- 1 Vegetable Crisper With Cover
- Chrome Decoration In Glass Shelf
- Plastic Handle In Chromed Finishing
- No Frost Function
- Refrigerant Gas: R600a
- Electronic Temperature Control
- Inverter Motor

Freezer

- Freezer Capacity: 70 L
- Interior Temperature: ≈ -18°
- 1 Glass Shelf In Freezer

Energy Consumption: 214 kWh/year

Also Available:



IGTM280D/1 - BLACK MATT

Item Code: 29337009

EAN Code: 8022389030425



IGTFB280D/1 - IVORY

Item Code: 29337010

EAN Code: 8022389030432

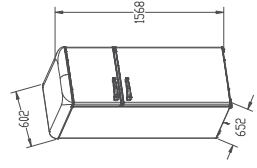


IGTRF280D/1 - FIRE RED

Item Code: 29337015

EAN Code: 8022389030487

Technical Drawing (cm):
Dimensions (cm - WxDxH): 60.30x69.80x177



RETRO REFRIGERATOR ^{300 L}



IGTR300D/1 - FIRE RED

Item Code: 29337015
EAN Code: 8022389030487

Refrigerator

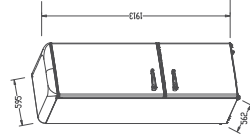
- Total Capacity: 300 L
- Refrigerator Capacity: 216 L
- Interior Temperature: 0° - 8°
- 3 Glass Shelves
- 1 Vegetable Crisper With Cover
- Chrome Decoration In Glass Shelf & Balcony
- Plastic Handle In Chromed Finishing
- Defrost Function
- Refrigerant Gas: R600a
- Mechanical Temperature Control

Freezer

- Freezer Capacity: 84 L
- Interior Temperature: ≈ -18°
- 3 Drawers

Energy Consumption: 219 kWh/year

Technical Drawing (cm):
Dimensions (cm - WxDxH): 59,90x62,80x192



Also Available:



IGTNM300D/1 - BLACK MATT

Item Code: 29337013
EAN Code: 8022389030463



IGTIB300D/1 - IVORY

Item Code: 29337014
EAN Code: 8022389030470



IGTLB300D/1 - LIGHT BLUE

Item Code: 29337016
EAN Code: 8022389030494

BUILT - IN FREEZER

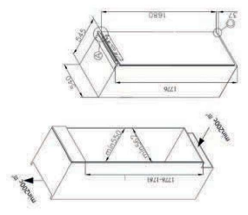


GBP0519/0 FREEZER
 Item Code: 29170074
 EAN Code: 8022389030654

- Freezer**
- System: No Frost
 - Freezer Capacity: 200 L Gross
 - Temperature Control: Automatic (Sensor)
 - Temperature: From -15 °C To -24 °C
 - Independent Controls
 - "Fast Freezing" Function: -24 °C For 24 H, Then Auto Reset
 - Sabbath Mode
 - 7 Drawers
 - Compressors: 1 (Inverter)
 - Refrigerant Gas: R600a
 - Control Panel: Electronic

Energy Consumption: 232 kWh/year

Technical Drawing (cm):
Dimensions (cm - WxDxH): 54x55x171,69



BUILT - IN REFRIGERATOR

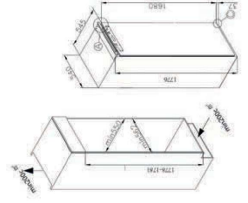


GBP0519/0 REFRIGERATOR
 Item Code: 29170073
 EAN Code: 8022389030647

- Refrigerator**
- Function: Multi Flow
 - Fridge Capacity: 280 L Gross
 - Temperature Control: Automatic (Sensor)
 - Temperature: From 2 °C To 8 °C
 - Internal Refrigerator Ventilation System
 - Independent Controls
 - Sabbath Mode
 - Compressors: 1 (Inverter)
 - Refrigerant Gas: R600a
 - Super Fresh Vegetable Drawers: 2
 - Door Shelves: 2
 - Full Side Back Led Lit

Energy Consumption: 158 kWh/year

Technical Drawing (cm):
Dimensions (cm - WxDxH): 54x55x171,69



BUILT - IN REFRIGERATOR & FREEZER

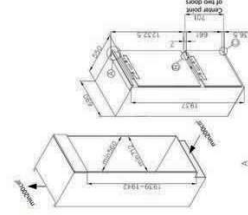


GBP0719/0
 Item Code: 29170072
 EAN Code: 8022389030630

- Refrigerator**
- System: No Frost
 - Fridge Capacity: 257 L Gross
 - Temperature Control: Automatic (Sensor)
 - Temperature: From 2 °C To 8 °C
 - Internal Refrigerator Ventilation System
 - Independent Controls: Fridge / Freezer
 - Eco Mode
 - Holiday Mode
 - Compressors: 1 (Inverter)
 - Refrigerant Gas: R600a
 - Super Fresh Vegetable Drawers: 2
 - Meat And Fish Drawer: 1
 - Full Side Back Led Lit
 - Vacation Mode: Available
- Freezer**
- System: No Frost
 - Freezer Capacity: 84 L Gross
 - Temperature: From -15 °C To -25 °C
 - Eco Mode
 - Holiday Mode
 - 3 Drawers

Energy Consumption: 250 kWh/year

Technical Drawing (cm):
Dimensions (cm - WxDxH): 69x55x193,70

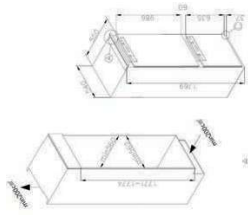


GBP0519/0
 Item Code: 29170071
 EAN Code: 8022389030623

- Refrigerator**
- System: No Frost
 - Fridge Capacity: 200 L Gross
 - Temperature Control: Automatic (Sensor)
 - Temperature: From 2 °C To 8 °C
 - Internal Refrigerator Ventilation System
 - Independent Controls: Fridge / Freezer
 - Eco Mode
 - Holiday Mode
 - Compressors: 1 (Inverter)
 - Refrigerant Gas: R600a
 - Full Side Back Led Lit
 - Vacation Mode: Available
- Freezer**
- System: No Frost
 - Freezer Capacity: 67 L Gross
 - Temperature: From -15 °C To -25 °C
 - Eco Mode
 - Holiday Mode
 - Fast Freezing Function
 - 3 Drawers

Energy Consumption: 232 kWh/year


Technical Drawing (cm):
Dimensions (cm - WxDxH): 69x55x193,70



DISHWASHER

ELISIR 90

ELISIR 120



DB0613EO

Item Code: 29270101
EAN Code: 8022389025025

Energy Consumption: 73 kWh/100 cycles

Dishwasher

- Place Settings: 14
- Washing Programs: 10
- Baskets: Lower And Upper
- Upper Basket Adjustment: 3 Levels
- Cutlery Drawer: Included
- Delay Timer: 24 H
- Electronic Timer
- Salt Level Gauge
- Rinse Aid Level Gauge
- Automatic Door Opening At End Of Cycle
- Acoustic Signal At End Of Cycle
- Floor Light At End Of Cycle
- Safety: Full Aquastop
- Sensor: Turbidity Sensor
- Noise Level: 42 db
- Temperature Range: 38 °C, 45 °C, 50 °C, 55 °C, 65 °C, 70 °C, 75 °C



ELISIR 90

Item Code: 29200838
EAN Code: 8022389017112

Hood

- Finish: Stainless Steel
- Lighting: 3x12 W LED Spotlights
- Tangential Motor: 800 M³/H
- Extraction Speeds: 3
- Grease Filters: 3 Metal
- Active Carbon Filters: 2
- Controls: Touch Control
- Remote Control: Included

Power Absorbed: 300 W



ELISIR 120

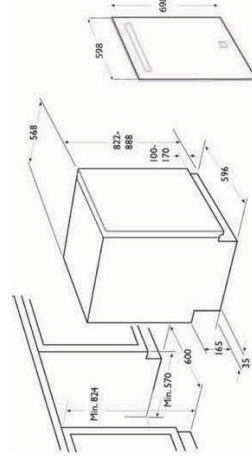
Item Code: 29200835
EAN Code: 8022389014326

Hood

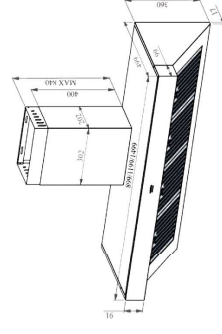
- Finish: Stainless Steel
- Lighting: 3x12 W LED Spotlights
- Tangential Motor: 800 M³/H
- Extraction Speeds: 3
- Grease Baffle Filters: 4 Metal
- Active Carbon Filters: 2
- Controls: Touch Control
- Remote Control: Included

Power Absorbed: 300 W

Technical Drawing (cm):
Dimensions (cm - WxDxH): 60x70



Technical Drawing (cm):
Dimensions (cm - WxDxH): 90x50 | 120x50



Also Available:



RAINBOW HOOD - BLACK MATT - 60 CM
Item Code: 29200851
EAN Code: 8022389022086

RAINBOW HOOD - BLACK MATT - 90 CM
Item Code: 29200839
EAN Code: 8022389019406



RAINBOW HOOD - STAINLESS STEEL - 60 CM
Item Code: 29200853
EAN Code: 8022389022093

RAINBOW HOOD - STAINLESS STEEL - 90 CM
Item Code: 29200844
EAN Code: 8022389020891



RAINBOW HOOD - IVORY - 60 CM
Item Code: 29200850
EAN Code: 8022389022079

RAINBOW HOOD - IVORY - 90 CM
Item Code: 29200842
EAN Code: 8022389019413



RAINBOW HOOD - PEARL WHITE - 60 CM
Item Code: 29200852
EAN Code: 8022389022116

RAINBOW HOOD - PEARL WHITE - 90 CM
Item Code: 29200843
EAN Code: 8022389021331



RAINBOW HOOD - RED BURGUNDY - 60 CM
Item Code: 29200854
EAN Code: 8022389023922

RAINBOW HOOD - RED BURGUNDY - 90 CM
Item Code: 29200840
EAN Code: 8022389019420

Hood

- Active Carbon Filters: 2
- Frontal Control Buttons
- Remote Control

60 Cm

- Air Flow: 800 M³/H
- Grease Filters: 2 Metal
- Extraction Speeds: 3 + Intensive Speed
- Lighting: 2x12 W LED Spotlights

90 Cm

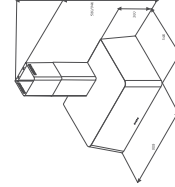
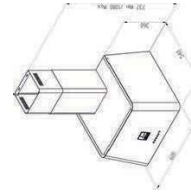
- Air Flow: 800 M³/H
- Grease Filters: 3 Metal
- Extraction Speeds: 3 + Intensive Speed
- Lighting: 2x12 W LED Spotlights

Power Absorbed: 300 W

Power Absorbed: 300 W

Technical Drawing (cm):

Dimensions (cm - WxDxH): 60x50 / 90x50





VIOLET 90

Item Code: 29200600
EAN Code: 8022389018584

Hood

- Finish: Stainless Steel With Stainless Steel Trims
- Lighting: 2x1.2 W LED Spotlights
- Tangential Motor: 800 M³/H
- Extraction Speeds: 4
- Grease Filter: 2 Metal
- Active Carbon Filter: 2
- Controls: Touch Control
- Remote Control: Included

Power Absorbed: 300 W



T 90

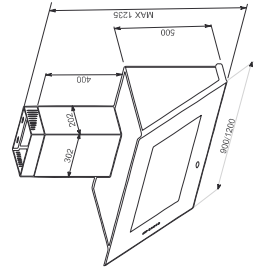
Item Code: 29200800
EAN Code: 8022389018973

Hood

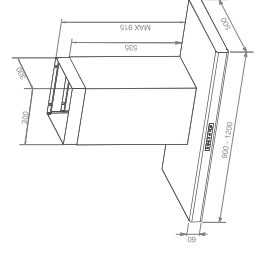
- Finish: Stainless Steel With Stainless Steel Trims
- Lighting: 14 W LED Bar
- Tangential Motor: 800 M³/H
- Extraction Speeds: 3
- Grease Filters: 3 Metal
- Active Carbon Filters: 1
- Controls: Touch Control
- Remote Control: Included

Power Absorbed: 300 W

Technical Drawing (cm):
Dimensions (cm - WxDxH): 90X50



Technical Drawing (cm):
Dimensions (cm - WxDxH): 90X50



HOLLY 90



HOLLY 90

Item Code: 29200160

EAN Code: 8022389007861

Hood

- Finish: Stainless Steel With Brushed Stainless Steel Trims
- Lighting: 2x21 W LED Bar
- Tangential Motor: 800 M³/H
- Extraction Speeds: 3
- Grease Filter: 1 Anti-Fat Metal
- Controls: Touch Control
- Remote Control: Included

Power Absorbed: 300 W

GARDENIA 90



GARDENIA 90

Item Code: 29200650

EAN Code: 8022389017402

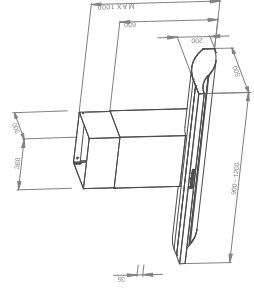
Hood

- Lighting: 4x12 W LED Spotlights
- Tangential Motor: 800 M³/H
- Extraction Speeds: 3 + Intensive Speed
- Grease Filter: 1 Metal
- Active Carbon Filter: 1

Power Absorbed: 300 W

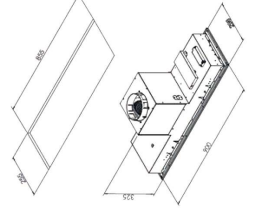
Technical Drawing (cm):

Dimensions (cm - WxDxH): 90X50



Technical Drawing (cm):

Dimensions (cm - WxDxH): 90X30



TECHNICAL TABLES STAINLESS STEEL HOBBS

MODEL	HL...660	HLS6640	HL...7A0	HL...7D0	HLSTB0
Aesthetics	Urano	Urano	Urano	Urano	Urano
Dimensions (WxDxH) cm	60x50	60x50	75x50	75x50	90x50
Power Absorbed	0.6 W	0.6 W	0.6 W	0.6 W	0.6 W
Gas Consumption	8.30 kW	12.15 kW	11.10 kW	11.10 kW	11.10 kW
HOB FEATURES					
Type Of Hob	Gas	Gas	Gas	Gas	Gas
Number Of Gas Burners	4	4	5	5	5
Triple Crown Position	Low Left	-	Centre	Right	Left
Hob Trims	Stainless Steel	Stainless Steel	Stainless Steel	Stainless Steel	Stainless Steel
Flat Edge	•	•	•	•	•
Thickness 0.70 mm	•	•	•	•	•
Electric Ignition Under Knob	•	•	•	•	•
Control Knobs	Frontal	Frontal	Frontal	Frontal	Frontal
Cast Iron Pan Support	•	•	•	•	•
Iron Cast Type	Single	Single & Double	Single	Single	Single
Gas-Stop Safety Device	•	•	•	•	•
Max Input Burners Auxiliary Burner	1.10 kW	1.10 kW	1.10 kW	1.10 kW	1.10 kW
Max Input Burners Semi - Rapid Burner	1.75 kW	1.75 kW	1.75 kW	1.75 kW	1.75 kW
Max Input Burners Rapid Burner	2.80 kW	2.80 kW	2.80 kW	2.80 kW	2.80 kW
Max Input Burners Triple Crown Burner	3.70 kW	-	3.70 kW	3.70 kW	3.70 kW
Max Input Burners Dual Crown Burner (125 mm)	-	-	-	-	-
Max Input Burners Dual Crown Burner (145 mm)	-	-	-	-	-
Frontal Touch Control	-	-	-	-	-
Ceramic Cutlery Tray	-	-	-	-	-
Ref. Page.	158	159	160	161	162

TECHNICAL TABLES STAINLESS STEEL HOBBS

MODEL	HDS660	HDS640	HDS710	HDS9E0	HDS970
Aesthetics	Artes	Artes	Artes	Artes	Artes
Dimensions (WxDxH) cm	60x50	60x50	75x50	90x50	90x50
Power Absorbed	0.6 W	0.6 W	0.6 W	0.6 W	0.6 W
Gas Consumption	12.15 kW	16.70 kW	11.30 kW	11.30 kW	11.30 kW
HOB FEATURES					
Type Of Hob	Gas	Gas	Gas	Gas	Gas
Number Of Gas Burners	4	4	5	5	5
Triple Crown Position	Low Left	-	Left	Centre	Left
Hob Trims	Stainless Steel	Stainless Steel	Stainless Steel	Stainless Steel	Stainless Steel
Flat Edge	•	•	•	•	•
Thickness 0.70 mm	•	•	•	•	•
Electric Ignition Under Knob	•	•	•	•	•
Control Knobs	Frontal	Frontal	Frontal	Frontal	Frontal
Cast Iron Pan Support	•	•	•	•	•
Iron Cast Type	Double	Double	Double	Double	Double
Gas-Stop Safety Device	•	•	•	•	•
Max Input Burners Auxiliary Burner	1.10 kW	1.10 kW	1.10 kW	1.10 kW	1.10 kW
Max Input Burners Semi - Rapid Burner	1.75 kW	1.75 kW	1.75 kW	1.75 kW	1.75 kW
Max Input Burners Rapid Burner	2.80 kW	2.80 kW	2.80 kW	2.80 kW	2.80 kW
Max Input Burners Triple Crown Burner	3.70 kW	3.70 kW	3.70 kW	3.70 kW	3.70 kW
Max Input Burners Dual Crown Burner (125 mm)	-	-	-	-	-
Max Input Burners Dual Crown Burner (135 mm)	3.70 kW	-	-	-	-
Max Input Burners Dual Crown Burner (145 mm)	-	-	-	-	-
Frontal Touch Control	-	-	-	-	-
Ceramic Cutlery Tray	-	-	-	-	-
Ref. Page.	167	167	168	169	169

MODEL	HL...9A0	HLS9C0	HLS9B0	HL...9D0	HLS9U0	HLS9S0
Aesthetics	Nettuno	Nettuno	Nettuno	Nettuno	Nettuno	Plutone
Dimensions (WxDxH) cm	90x50	90x50	90x50	90x50	90x50	90x50
Power Absorbed	0.6 W	0.6 W	0.6 W	0.6 W	0.6 W	0.6 W
Gas Consumption	11.10 kW	11.10 kW	10.90 kW	10.90 kW	11.10 kW	11.10 kW
HOB FEATURES						
Type Of Hob	Gas	Gas	Gas	Gas	Gas	Gas
Number Of Gas Burners	5	5	5	5	5	6
Triple Crown Position	Centre	Centre	Left	Right	Right	Low Left
Hob Trims	Stainless Steel	Stainless Steel	Stainless Steel	Stainless Steel	Stainless Steel	Stainless Steel
Flat Edge	•	•	•	•	•	•
Thickness 0.70 mm	•	•	•	•	•	•
Electric Ignition Under Knob	•	•	•	•	•	•
Control Knobs	Frontal	Frontal	Frontal	Frontal	Frontal	Frontal
Cast Iron Pan Support	•	•	•	•	•	•
Iron Cast Type	Single	Single & Double	Single & Double	Single	Single & Double	Single
Gas-Stop Safety Device	•	•	•	•	•	•
Max Input Burners Auxiliary Burner	1.10 kW	1.10 kW	1.10 kW	1.10 kW	1.10 kW	1.10 kW
Max Input Burners Semi - Rapid Burner	1.75 kW	1.75 kW	1.75 kW	1.75 kW	1.75 kW	1.75 kW
Max Input Burners Rapid Burner	2.80 kW	2.80 kW	2.80 kW	2.80 kW	2.80 kW	2.80 kW
Max Input Burners Triple Crown Burner	3.70 kW	3.70 kW	3.70 kW	3.70 kW	3.70 kW	3.70 kW
Max Input Burners Dual Crown Burner (125 mm)	-	-	-	-	-	-
Max Input Burners Dual Crown Burner (145 mm)	-	-	-	-	-	-
Frontal Touch Control	-	-	-	-	-	-
Ceramic Cutlery Tray	-	-	-	-	-	-
Ref. Page.	163	164	164	165	166	166

TECHNICAL TABLES GLASS HOBS

MODEL	HGN370	HGN320	HG...6H0	HG...6G0	HG...7E0
Aesthetics	Diadema	Diadema	Mercurio	Mercurio	Mercurio
Dimensions (WxDxH) cm	30x50	30x50	60x50	60x50	75x50
Power Absorbed	0,60 W	0,60 W	0,60 W	0,60 W	0,60 W
Gas Consumption	2,80 kW	3,70 kW	8,30 kW	8,30 kW	11,0 kW
HOB FEATURES					
Type Of Hob	Gas	Gas	Gas	Gas	Gas
Number Of Gas Burners	1	2	4	4	5
Triple Crown Position	Central	-	Low Left	Low Left	Centre
Hob Trims	Stainless Steel	Stainless Steel	Stainless Steel	Stainless Steel	Stainless Steel
Flat Edge	•	•	•	•	•
Thickness 0,70 mm	•	•	•	•	•
Electric Ignition Under Knob	•	•	•	•	•
Control Knobs	Frontal	Frontal	Side	Frontal	Frontal
Cast Iron Pan Support	•	•	•	•	•
Iron Cast Type	Single	Single	Single	Single	Single
Gas-Stop Safety Device	•	•	•	•	•
Max Input Burners Auxiliary Burner	-	1,10 kW	1,10 kW	1,10 kW	1,10 kW
Max Input Burners Semi - Rapid Burner	-	1,75 kW	1,75 kW	1,75 kW	1,75 kW
Max Input Burners Rapid Burner	-	-	2,80 kW	2,80 kW	2,80 kW
Max Input Burners Triple Crown Burner	3,70 kW	-	3,70 kW	3,70 kW	3,70 kW
Max Input Burners Dual Crown Burner (125 mm)	-	-	-	-	-
Max Input Burners Dual Crown Burner (145 mm)	-	-	-	-	-
Frontal Touch Control	-	-	-	-	-
Ceramic Cutlery Tray	-	-	-	-	-
Ref. Page.	170	170	171	172	174

TECHNICAL TABLES GAS INDUCTION HOBS

MODEL	HIN612	HGN622I	HGN621	HGN924IB	HL...9G2I
Aesthetics	Luna	Dione	Dione	Dione	Nettuno
Dimensions (WxDxH) cm	60x50	60x50	90x50	90x50	90x50
Power Absorbed	3,400 W	2700 W	3600 W	7200 W	3600 W
Gas Consumption	3,90 kW	11,0 kW	8,30 kW	4,55 kW	8,30 kW
HOB FEATURES					
Type Of Hob	Gas / Induction	Gas / Induction	Gas / Induction	Gas / Induction	Gas / Induction
Number Of Gas Burners	1	2	4	2	4
Triple Crown Position	Right	-	Low Left	-	Low Left
Hob Trims	Stainless Steel	Stainless Steel	Stainless Steel	Stainless Steel	Stainless Steel
Flat Edge	•	•	•	•	•
Thickness 0,70 mm	•	•	•	•	•
Electric Ignition Under Knob	•	•	•	•	•
Control Knobs	Frontal	Frontal	Frontal	Frontal	Frontal
Cast Iron Pan Support	•	•	•	•	•
Iron Cast Type	Single	Single	Single	Single	Single
Gas-Stop Safety Device	•	•	•	•	•
Max Input Burners Auxiliary Burner	-	1,10 kW	1,10 kW	1,10 kW	1,10 kW
Max Input Burners Semi - Rapid Burner	-	-	1,75 kW	-	1,75 kW
Max Input Burners Rapid Burner	-	2,80 kW	2,80 kW	2,80 kW	-
Max Input Burners Triple Crown Burner	3,70 kW	-	3,70 kW	-	3,70 kW
Max Input Burners Dual Crown Burner (125 mm)	-	-	-	-	-
Max Input Burners Dual Crown Burner (145 mm)	-	-	-	-	-
Number Of Electric Zones	2	2	2	4	2
N. Of Power Levels	9	9	9	9	9
Booster Max. Input Induction Zone Ø 145 mm	1600 W	1600 W	1600 W	1600 W	1200 W
Booster Max. Input Induction Zone Ø 150 mm	-	-	-	-	-
Booster Max. Input Induction Zone Ø 170 mm	-	-	-	-	-
Booster Max. Input Bridge Zone	-	-	-	3700 W	-
Booster Max. Input Induction Zone Ø 190 mm	-	-	-	-	-
Booster Max. Input Induction Zone Ø 210 mm	2000 W	2000 W	2000 W	2000 W	1500 W
Booster Max. Input Induction Zone Ø 260 mm	-	-	-	-	-
Booster Level	•	•	•	•	•
Heating Accelerator	•	•	•	•	•
Limiter To 7400 W	•	•	•	•	•
Child Lock	•	•	•	•	•
Power Indicator	•	•	•	•	•
Residual Heat Indicator Light	•	•	•	•	•
Timer	•	•	•	•	•
Frontal Touch Control	-	-	-	-	-
Ceramic Cutlery Tray	-	-	-	-	-
Ref. Page.	180	181	182	183	184

MODEL	HG...9E0	HG...9E0	HG...9B0	HGN990
Aesthetics	Marte	Marte	Veiga	Veiga
Dimensions (WxDxH) cm	90x50	90x50	12x40	12x40
Power Absorbed	0,60 W	0,60 W	0,60 W	0,60 W
Gas Consumption	10,90 kW	11,10 kW	10,90 kW	12,65 kW
HOB FEATURES				
Type Of Hob	Gas	Gas	Gas	Gas
Number Of Gas Burners	5	5	5	5
Triple Crown Position	Right	Centre	Left	Left
Hob Trims	Stainless Steel	Stainless Steel	Stainless Steel	Stainless Steel
Flat Edge	•	•	•	•
Thickness 0,70 mm	•	•	•	•
Electric Ignition Under Knob	•	•	•	•
Control Knobs	Frontal	Frontal	Frontal	Frontal
Cast Iron Pan Support	•	•	•	•
Iron Cast Type	Single	Single	Single	Single
Gas-Stop Safety Device	•	•	•	•
Max Input Burners Auxiliary Burner	1,10 kW	1,10 kW	1,10 kW	1,10 kW
Max Input Burners Semi - Rapid Burner	1,75 kW	1,75 kW	1,75 kW	1,75 kW
Max Input Burners Rapid Burner	2,80 kW	2,80 kW	2,80 kW	2,80 kW
Max Input Burners Triple Crown Burner	3,70 kW	3,70 kW	3,70 kW	3,70 kW
Max Input Burners Dual Crown Burner (125 mm)	-	-	-	-
Max Input Burners Dual Crown Burner (145 mm)	-	-	-	-
Frontal Touch Control	-	-	-	-
Ceramic Cutlery Tray	-	-	-	-
Ref. Page.	175	177	178	179

TECHNICAL TABLES INDUCTION HOBS

MODEL	HIN302	HIN604B	HIN906B	HIN9042BA
Aesthetics	Luna	Luna	Luna	Luna
Dimensions (WxDxH) cm	30x50	60x50	90x50	90x50
Power Absorbed	3600 W	3600 W	1100 W	7400 W
Gas Consumption	-	-	-	-
HOB FEATURES				
Type Of Hob	Induction	Induction	Induction	Induction
Number Of Gas Burners	-	-	-	-
Triple Crown Position	-	-	-	-
Hob Trims	-	-	-	-
Flat Edge	-	-	-	-
Thickness 0.70 mm	-	-	-	-
Electric Ignition Under Knob	-	-	-	-
Control Knobs	Frontal	Frontal	Frontal	Frontal
Cast Iron Pan Support	-	-	-	-
Iron Cast Type	-	-	-	-
Gas-Stop Safety Device	-	-	-	-
Max Input Burners Auxiliary Burner	-	-	-	-
Max Input Burners Semi - Rapid Burner	-	-	-	-
Max Input Burners Rapid Burner	-	-	-	-
Max Input Burners Triple Crown Burner	-	-	-	-
Max Input Burners Dual Crown Burner (125 mm)	-	-	-	-
Max Input Burners Dual Crown Burner (145 mm)	-	-	-	-
Number Of Electric Zones	2	4	6	4
Number Of Bridge Zones	1	3	3	2
N. Of Power Levels	9	9	9	9
Booster Max. Input Induction Zone Ø 145 mm	1600 W	1600 W	-	-
Booster Max. Input Induction Zone Ø 150 mm	-	-	-	-
Booster Max. Input Induction Zone Ø 170 mm	-	3700 W	-	-
Booster Max. Input Bridge Zone	-	-	-	-
Booster Max. Input Induction Zone Ø 190 mm	-	2000 W	-	-
Booster Max. Input Induction Zone Ø 210 mm	-	-	-	-
Booster Max. Input Induction Zone Ø 260 mm	-	-	2100 - 3000 W	2100 - 2700 W
Circle Heating Zones	-	-	1500 - 1850 W	4200 - 7400 W
Bridge Heating Zones	-	-	-	-
Booster Level	-	-	-	-
Heating Accelerator	-	-	-	-
Limiter To 7400 W	-	-	-	-
Child Lock	-	-	-	-
Power Indicator	-	-	-	-
Residual Heat Indicator Light	-	-	-	-
Timer	-	-	-	-
Frontal Touch Control	-	-	-	-
Ceramic Cutlery Tray	-	-	-	-
Ref. Page.	186	187	188	189

TECHNICAL TABLES VITRO CERAMICS HOBS

MODEL	VENERE 30	VENERE 60	VENERE 90
Aesthetics	Venere	Venere	Venere
Dimensions (WxDxH) cm	30x50	60x50	90x50
Power Absorbed	3000 W	6800 W	8600 W
Gas Consumption	-	-	-
HOB FEATURES			
Type Of Hob	Vitro Ceramic	Vitro Ceramic	Vitro Ceramic
Number Of Gas Burners	2	4	5
Triple Crown Position	-	-	-
Hob Trims	-	-	-
Flat Edge	-	-	-
Thickness 0.70 mm	-	-	-
Electric Ignition Under Knob	-	-	-
Control Knobs	Frontal	Frontal	Frontal
Cast Iron Pan Support	-	-	-
Iron Cast Type	-	-	-
Gas-Stop Safety Device	-	-	-
Max Input Burners Auxiliary Burner	-	-	-
Max Input Burners Semi - Rapid Burner	-	-	-
Max Input Burners Rapid Burner	-	-	-
Max Input Burners Triple Crown Burner	-	-	-
Max Input Burners Dual Crown Burner (125 mm)	-	-	-
Max Input Burners Dual Crown Burner (145 mm)	-	-	-
Number Of Electric Zones	2	4	5
N. Of Power Levels	9	9	9
Booster Max. Input Induction Zone Ø 145 mm	1200 W	1200 W	1200 W
Booster Max. Input Induction Zone Ø 150 mm	-	-	-
Booster Max. Input Induction Zone Ø 170 mm	1400 W	1400 W	1400 W
Booster Max. Input Bridge Zone	-	-	-
Booster Max. Input Induction Zone Ø 190 mm	-	-	-
Booster Max. Input Induction Zone Ø 210 mm	-	2200 W	2200 W
Booster Max. Input Induction Zone Ø 260 mm	-	2200 W	2200 W
Booster Level	-	-	-
Heating Accelerator	-	-	-
Limiter To 7400 W	-	-	-
Child Lock	-	-	-
Power Indicator	-	-	-
Residual Heat Indicator Light	-	-	-
Timer	-	-	-
Frontal Touch Control	-	-	-
Ceramic Cutlery Tray	-	-	-
Ref. Page.	190	191	192

TECHNICAL TABLES OVENS

MODEL	FO...69EE	FOV...65GE	FQV...6TEE	FDS69EE	FDS66TE
Aesthetics	Gala	Gala	Gemma	Leda	Leda
Dimensions (WxDxH) cm	60x55x60	60x55x60	60x55x60	60x55x60	60x55x60
Power Absorbed	2600 W	1600 W	3500 W	2600 W	2600 W
Gas Consumption	-	12.80 kW	-	-	-
OVEN FEATURES					
Push-Pull Knobs	•	-	-	-	-
Touch Control	•	•	-	-	-
Timer	Electronic Digital	Digital Timer	Digital Timer	Analog Timer	Analog Timer
Programmer Type	-	-	Electronic Digital	-	-
Grill Type	Electric Grill	Electric Grill	Electric Grill	Electric Grill	Electric Grill
Gas-Stop Safety Device	•	•	•	•	•
Number Of Fan	1	1	1	1	1
Tempered Triple Glass Door	•	•	•	•	•
Cooling Fan	•	•	•	•	•
Rotisserie Function	•	•	•	•	•
Easy To Clean Enamel	•	•	•	•	•
OVEN					
Internal Dimensions (WxDxH) cm	48x40,60x37	48x40,60x37	47,90x40x36,90	48x40,60x37	48x40,60x37
Cooking Programs	10	6	12	9	6
Max. Temperature (°C)	250 °C	250 °C	250 °C	260 °C	260 °C
Gross Capacity (L)	72 L	72 L	72 L	72 L	72 L
Oven Shelf Support	Telescopic at 2 Levels	Telescopic at 2 Levels	Telescopic at 2 Levels	Fixed	Fixed
Wire Shelf	1	1	1	1	1
Enamel Tray	1	1	1	1	1
Max Power Absorbed By Bottom Heat	1650 W	1650 W	1650 W	1650 W	1650 W
Max Power Absorbed By Top Heat	900 W	-	900 W	900 W	900 W
Max Power Absorbed By Grill	1500 W	1750 W	1500 W	1500 W	1500 W
Max Power Absorbed By Maxi - Grill	2400 W	2400 W	2400 W	2400 W	2400 W
Max Power Absorbed By Fan	2000 W	-	2000 W	2000 W	2000 W
Max Gas Burner Consumption	-	3.30 kW	-	-	-
Ref. Page.	194	196	198	200	200

TECHNICAL TABLES OVENS

MODEL	FQ...9TEE	FAS96GE	FYS99EE
Aesthetics	Gemma	Etra	Onyx
Dimensions (WxDxH) cm	90x55x60	90x55x60	90x55x60
Power Absorbed	3600 W	1800 W	3000 W
Gas Consumption	-	5.00 kW	-
OVEN FEATURES			
Push-Pull Knobs	-	-	-
Touch Control	•	•	•
Timer	-	Digital & Electromechanical Timer	-
Programmer Type	Electronic Digital	-	Electronic Digital
Grill Type	Electric Grill	Electric Grill	Electric Grill
Gas-Stop Safety Device	•	•	•
Number Of Fan	1	1	1
Tempered Triple Glass Door	•	•	•
Cooling Fan	•	•	•
Rotisserie Function	•	•	•
Easy To Clean Enamel	•	•	•
OVEN			
Internal Dimensions (WxDxH) cm	67,20x40,60x37,60	67,20x40,60x37,60	60,20x39x37,60
Cooking Programs	12	6	9
Max. Temperature (°C)	270 °C	260 °C	270 °C
Gross Capacity (L)	101 L	101 L	90 L
Oven Shelf Support	Telescopic at 2 Levels	Telescopic at 2 Levels	Fixed
Wire Shelf	1	1	1
Enamel Tray	1	1	1
Max Power Absorbed By Bottom Heat	1750 W	1750 W	1750 W
Max Power Absorbed By Top Heat	1000 W	-	1000 W
Max Power Absorbed By Grill	2000 W	1750 W	2000 W
Max Power Absorbed By Maxi - Grill	3000 W	-	3000 W
Max Power Absorbed By Fan	2500 W	-	2500 W
Max Gas Burner Consumption	-	3.30 kW	-
Ref. Page.	205	206	207

TECHNICAL TABLES OVENS

MODEL	FDS66GE	FFV66GE	FFV6TEE	FFV...9TEE	FO...99EE
Aesthetics	Leda	Flexo	Flexo	Gala	Gala
Dimensions (WxDxH) cm	60x55x60	60x55x60	60x55x60	90x55x60	90x55x60
Power Absorbed	1600 W	1600 W	3500 W	3100 W	3100 W
Gas Consumption	11.10 kW	-	-	-	-
OVEN FEATURES					
Push-Pull Knobs	-	-	-	-	-
Touch Control	-	•	•	-	-
Timer	Analog Timer	Digital Timer	Digital Timer	Digital Timer	-
Programmer Type	-	Electronic Digital	Electronic Digital	Electronic Digital	Electronic Digital
Grill Type	Electric Grill	Electric Grill	Electric Grill	Electric Grill	Electric Grill
Gas-Stop Safety Device	•	•	•	•	•
Number Of Fan	1	1	1	1	1
Tempered Triple Glass Door	•	•	•	•	•
Cooling Fan	•	•	•	•	•
Rotisserie Function	•	•	•	•	•
Easy To Clean Enamel	-	-	-	-	-
OVEN					
Internal Dimensions (WxDxH) cm	48x40,60x37	48x40,60x37	47,90x40x36,90	67,20x40,60x37,60	67,20x40,60x37,60
Cooking Programs	6	6	12	12	9
Max. Temperature (°C)	250 °C	250 °C	250 °C	260 °C	270 °C
Gross Capacity (L)	72 L	72 L	72 L	101 L	101 L
Oven Shelf Support	Telescopic at 2 Levels	Telescopic at 2 Levels	Telescopic at 2 Levels	Telescopic at 2 Levels	Telescopic at 2 Levels
Wire Shelf	1	1	1	1	1
Enamel Tray	1	1	1	1	1
Max Power Absorbed By Bottom Heat	-	-	1650 W	1750 W	1750 W
Max Power Absorbed By Top Heat	-	-	900 W	1000 W	1000 W
Max Power Absorbed By Grill	1750 W	1750 W	1500 W	2000 W	2000 W
Max Power Absorbed By Maxi - Grill	-	-	2400 W	3000 W	3000 W
Max Power Absorbed By Fan	-	-	2000 W	2500 W	2500 W
Max Gas Burner Consumption	3.30 kW	3.30 kW	-	-	-
Ref. Page.	201	202	202	203	204

TECHNICAL TABLES MICROWAVE OVENS

MODEL	FM...TME	FM...25TME
Aesthetics	Professional	Professional
Dimensions (WxDxH) cm	59,50x54,20x45,50	59,50x58,90x38,70
Control	Touch Control	Touch Control
Trims	Stainless Steel	Stainless Steel
Power Absorbed	3400 W	1440 W
MICROWAVE OVEN FEATURES		
Cooking Functions	6	6
Cooking Levels	4	4
Microwave Power	1000 W	900 W
Grill Power	1550 W	1200 W
Gross Capacity	32 L	25 L
Electric Grill	•	•
Cooking Timer	•	•
Display	LED Display	LED Display
Cavity	Stainless Steel	Stainless Steel
Turntable Ø	32 cm	32 cm
Oven Guide	Fixed	Fixed
Ref. Page	208	209

TECHNICAL TABLES RANGE TOPS

MODEL	TAS96/5	TAS96/5I	TAS26/7
Aesthetics	Professional	Professional	Professional
Dimensions (WxDxH) cm	90x60x20	90x60x20	120x60x20
Power Absorbed	•	8400 W	•
Gas Consumption	1215 kW	-	1630 kW
HOB FEATURES			
Type Of Hob	Gas	Induction	Gas
Number Of Gas Burners	5	-	-
Triple Crown Position	Centre	Centre	Centre
Hob Trims	Stainless Steel	Stainless Steel	Stainless Steel
Flat Edge	•	•	•
Thickness 0,70 mm	•	•	•
Electric Ignition Under Knob	•	•	•
Control Knobs	Frontal	Frontal	Frontal
Cast Iron Pan Support	•	•	•
Iron Cast Type	Double	Double	Double
Gas-Stop Safety Device	•	•	•
Max Input Burners Auxiliary Burner	110 kW	-	110 kW
Max Input Burners Semi - Rapid Burner	175 kW	-	175 kW
Max Input Burners Rapid Burner	2.80 kW	•	2.80 kW
Max Input Burners Triple Crown Burner	3.50 kW	-	3.50 kW
Max Input Burners Dual Crown Burner (125 mm)	-	-	3.90 kW
Max Input Burners Dual Crown Burner (145 mm)	-	-	4.50 kW
Number Of Electric Zones	•	4	•
N. Of Power Levels	•	9	•
Booster Max. Input Induction Zone Ø 145 mm	-	-	-
Booster Max. Input Induction Zone Ø 150 mm	-	-	-
Booster Max. Input Induction Zone Ø 170 mm	•	1400 W	•
Booster Max. Input Induction Zone Ø 190 mm	•	2000 W	•
Booster Max. Input Induction Zone Ø 210 mm	-	3000 W	-
Booster Max. Input Induction Zone Ø 260 mm	-	3000 W	-
Booster Max. Input Bridge Zone	-	-	-
Booster Level	•	•	•
Heating Accelerator	•	•	•
Limiter To 7400 W	-	-	-
Child Lock	-	-	-
Power Indicator	•	•	•
Residual Heat Indicator Light	•	•	•
Timer	•	•	•
Frontal Touch Control	-	-	-
BBQ Zone	-	-	-
Ref. Page	210	211	212

TECHNICAL TABLES WARMING DRAWERS

MODEL	W...66A
Aesthetics	Professional
Dimensions (WxDxH) cm	59,50x55,70x14,50
Trims	Stainless Steel
Power Absorbed	420 W
WARMING DRAWER FEATURES	
On/Off Switch Lights	•
Max. Temperature	80 °C
Warm Air Circulation System	Electric Grill
Warming Levels	4
Anti-Slip Mat	•
Ref. Page	213

TECHNICAL TABLES COFFEE MACHINE

MODEL	YB166T
Aesthetics	Professional
Dimensions (WxDxH) cm	60x60x45
Power Absorbed	1350 W
Dispensing Head Height	Adjustable 80–110 mm
Trims	Stainless Steel
COFFEE MACHINE FEATURES	
Machine Type	Fully Automatic
Cups Per Cycle	1–2
Heating Time	3 minutes
Energy Saving	Stand-by Mode
Electronic Control	•
Pre-Brewing Temperature	•
Brewing Temperature	•
Grinding Quantity	•
Water Hardness	•
Operating Time	•
Switch-Off Time	•
Cleaning Programme	•
Descaling Programme	•
Water Tank	1.8 L
Bean Container	200 g
Grounds Container	14 units
Milk Carafe	0,75 L
Water Tank	1.8 L
Ref. Page	214

TECHNICAL TABLES WINE COOLER

MODEL	ZBP...24M	ZBP...41MD
Aesthetics	Professional	Professional
Dimensions (WxDxH) cm	59x54x46	60x54x88
Energy Consumption	138 kWh/year	147 kWh/year
Trims	Stainless Steel	Stainless Steel
WINE COOLER FEATURES		
Capacity	24 Bottles	41 Bottles
Volume	57 L	132 L
Temperature Zones	-	Dual Zone
Internal Micro-Ventilation	•	•
Electronic Thermostat	•	•
Temperature Control	From 5 °C- 22 °C	From 5 °C- 22 °C
Sliding Wooden Shelves	3	5
Auto Defrost	•	•
Internal LED Light	•	•
Refrigerant Gas	R600a	R600a
Ref. Page	216	218

TECHNICAL TABLES RETRO' REFRIGERATORS

MODEL	IGT...45U/1	IGT...86D/1	IGT...280D/1	IGT...300D/1
Aesthetics	Retro	Retro	Retro	Retro
Dimensions (WxDxH) cm	44,70x53,0x55	48,70x59,20x83,30	60,30x69,80x157	59,90x62,80x192
Type Of Refrigerator	Table Top	Combo	Combo	Combo
Trims	Chrome	Chrome	Chrome	Chrome
Energy Consumption	80 kWh/year	165 kWh/year	280 kWh/year	219 kWh/year
REFRIGERATOR FEATURES				
Total Capacity	45 L	86 L	280 L	300 L
Number Of Compressors	1	1	1	1
Inverter	-	•	•	-
Independent Refrigerator	Mechanical	Mechanical	Mechanical	Mechanical
Steel Wire Rack	•	•	•	•
Freezer Control	-	•	•	•
Refrigerant Gas	R600a	R600a	R600a	R600a
Adjustable Legs	•	•	•	•
FRIDGE FEATURES				
Gross Capacity (L)	45 L	60 L	210 L	216 L
Interior Temperature	0°- 8°	0°- 8°	0°- 8°	0°- 8°
N. Of Glass Shelf	•	3	2	2
Vegetable crisper with cover	•	•	•	•
Glass Shelves	-	-	•	•
Door Shelves	1	4	2	2
Defrost Function	•	•	"No Frost"	•
Egg Container	•	•	•	•
Bottle Compartment	•	•	•	•
FREEZER FEATURES				
Gross Capacity (L)	-	36 L	70 L	84 L
Interior Temperature	-	≤ -18°	≤ -18°	≤ -18°
Drawers	-	1	1	1
COMFORT				
Noise Level	42 dB	37 dB	42 dB	41 dB
Ref. Page	222	224	225	228

TECHNICAL TABLES FREE STANDING REFRIGERATORS

MODEL	GFP...91B	GFP...819
Aesthetics	Professional	Professional
Dimensions (WxDxH) cm	91x69,80x179,30	83,30x65,30x189,80
Type Of Refrigerator	Side By Side	Quattroporte
Trims	Stainless Steel	Stainless Steel
Energy Consumption	324 kWh/year	306 kWh/year
REFRIGERATOR FEATURES		
"No Frost Premium" System	•	•
Number Of Evaporator	1	1
Number Of Compressors	1	1
Digital Inverter	•	•
Automatic Temperature Control	•	•
Independent Refrigerator Control	•	•
Independent Freezer Control	•	•
Triple Refrigeration Circuit	•	•
LED Light	•	•
Noise	41 dB	35 dB
Storage Autonomy Without Electricity	12 H	12 H
Refrigerant Gas	R600a	R600a
FRIDGE FEATURES		
Net Capacity (L)	372 L	345 L
"Multi Flow" Function	•	•
N. Of "superfresh" Vegetable Drawers	2	2
"Vacation" Mode	•	•
N. Of "Meat And Fish" Drawers	1	1
Glass Shelves	3	3
Door Shelves	8	8
Door Tray	6	6
FREEZER FEATURES		
Net Capacity (L)	197 L	170 L
N. Of Freezer Section	2	2
Fast Freeze Button Left Section	-	-
Ice Cube Container	-	-
Rotable Ice Cube Container	-	-
Glass Shelf	-	-
Door Tray	-	-
Drawers	-	-
LEFT SECTION		
"Multi Flow" Function Left Section	•	•
Fast Freeze Button Left Section	•	•
N. Of Drawers	3	3
RIGHT SECTION		
"Multi Flow" Function Left Section	•	•
Fast Freeze Button Left Section	•	•
N. Of Drawers	3	3
"Cool Select Plus" Compartment	From -23 °C to +5 °C	From -23 °C to +5 °C
COMFORT		
Antibacterial Treatment	Deodorizer	Deodorizer
Beverage Dispenser	•	•
Internal Electronic Control Panel	•	•
Acoustic Signaling Of Door Opening	•	•
Ref. Page	220	221

TECHNICAL TABLES BUILT-IN REFRIGERATORS

MODEL	GBP0518/0 Freezer	GBP0519/0 Refrigerator	GBP0719/0	GBP0519/0
Aesthetics	Professional	Professional	Professional	Professional
Dimensions (WxDxH) cm	540x550x176x90	540x550x176x90	690x550x1937	540x550x1937
Energy Consumption	232 kW	158 kW	250 kW	232 kW
REFRIGERATOR FEATURES				
No Frost* System	•	•	•	•
Number Of Evaporator	1	1	1	1
Number Of Compressors	1	1	1	1
Digital Inverter	•	•	•	•
Automatic Temperature Control	•	•	•	•
Independent Refrigerator	•	•	•	•
Freezer Control	•	•	•	•
Refrigerant Gas	R600a	R600a	R600a	R600a
FRIDGE FEATURES				
Gross Capacity (L)	280 L	280 L	257 L	200 L
No. Of "superfresh" Vegetable Drawers	2	2	2	•
"Vacation" Mode	•	•	•	•
Glass Shelves	4	4	4	4
Door Shelves	2	3	3	2
Egg Container	1	1	1	1
Bottle Compartment	•	•	•	•
FREEZER FEATURES				
Gross Capacity (L)	200 L	•	84 L	67 L
Fast Cooling Button	•	•	•	•
Fast Freeze Button	•	•	•	•
COMFORT				
Acoustic Signalling Of Door Opening	•	•	•	•
Ref. Page	230	230	231	231

TECHNICAL TABLES HOODS

MODEL	Elisir Hood 90	Elisir Hood 120	Rainbow Hood 60	Rainbow Hood 90
Aesthetics	Elisir	Elisir	Rainbow	Rainbow
Dimensions (WxDxH) cm	60x50	90x50	60x50	90x50
Control Panel	Frontal	Frontal	Frontal	Frontal
Remote Control	•	•	•	•
Touch Control	•	•	•	•
Hob Trims	Stainless Steel	Stainless Steel	Stainless Steel	Stainless Steel
Power Absorbed	300 W	300 W	300 W	300 W
HOOD FEATURES				
Active Carbon Filters	2	2	2	2
Air Flow	800 m ³ /h	800 m ³ /h	800 m ³ /h	800 m ³ /h
Grease Filters	3	4	2	3
Extraction Speeds	3	3	3 + Intensive Speed	3 + Intensive Speed
Lighting LED Spotlights	3x12 W	2x12 W	2x12 W	2x12 W
Ref. Page	233	233	234	234

MODEL	Violet 90	T 90	Holly 90	Gardenia 90
Aesthetics	Violet	T	Holly	Gardenia
Dimensions (WxDxH) cm	90x50	90x50	90x50	90x50
Control Panel	Frontal	Frontal	Frontal	Frontal
Remote Control	•	•	•	•
Touch Control	•	•	•	•
Hob Trims	Stainless Steel	Stainless Steel	Brushed Stainless Steel	Stainless Steel
Power Absorbed	300 W	300 W	270 W	300 W
HOOD FEATURES				
Active Carbon Filters	1	2	•	1
Air Flow	800 m ³ /h	800 m ³ /h	800 m ³ /h	800 m ³ /h
Grease Filters	2	3	1	1
Extraction Speeds	4	3	3	3 + Intensive Speed
Lighting LED Spotlights	2x12 W	14 W LED Bar	2x12 W LED Bar	4x12 W
Ref. Page	236	237	238	239

TECHNICAL TABLES DISHWASHER

MODEL	DB0613E0
Aesthetics	Professional
Dimensions (WxDxH) cm	60x70
Energy Consumption	73 kWh/100 cycles
DISHWASHER FEATURES	
Place Settings	14
Washing Programs	10
Lower Basket	•
Upper Basket	•
Cutlery Drawer	•
Adjustment Levels	3
Max Washing Temperature	75 °C
Delay Timer	24H
Electronic Timer	•
Salt Level Gauge	•
Rinse Aid Level Gauge	•
Full Aquastop	•
Turbidity Sensor	•
Automatic Opening At End Of Cycle	•
Floor Light At The End Of The Cycle	•
Noise	42 dB
Ref. Page	232

DOLCEVITA COLLECTION

THE ESSENCE OF ITALIAN ELEGANCE

A WARM, COZY ATMOSPHERE


The Dolcevita gas cooktop collection perfectly captures the classic charm of Italian tradition through a familiar, timeless design. Its refined, retro spirit infuses the kitchen with warmth, transforming it into an elegant haven where tradition meets the reliability of modern technology.

This range allows you to create a fully coordinated ecosystem. From 60 and 90 cm ovens and 25 liter microwaves to built-in coffee machines, warming drawers and range hoods, all the way to the refrigeration suite featuring massive side by side, freestanding Quattroporte refrigerators and dedicated wine coolers, every element shares the collection's iconic style.

Available in the line's distinctive colors and finishes, each element allows for deep customization. Beneath the traditional lines lies cutting-edge technology that guarantees absolute precision and stability.

It is a perfect balance between beauty and functionality, designed to celebrate the pleasure of cooking every single day.





HRA6GO - OATMEAL
 Brass Trims
 Item Code: 29210226
 EAN Code: 8022389010311

Chrome Trims
 Item Code: 29210245
 EAN Code: 8022389027258

Bronze Trims
 Item Code: 29210227
 EAN Code: 8022389010847

Hob

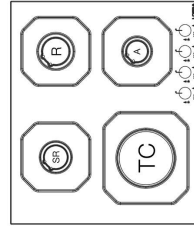
- Burners: 3 Gas Burners
- Triple Crown Burner: 1
- Gas-Stop Safety Device
- Cast Iron Pan-Support
- Controls: Frontal Knobs
- Flat Edge
- Thickness 0,70 mm

Gas Consumption: 8,30 kW

Available also in other colors upon request and special production

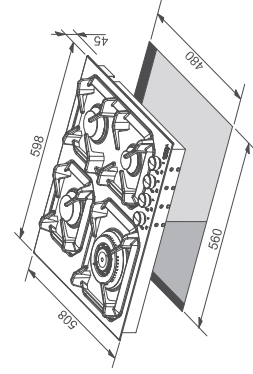
Cooktop Layout:

- 1 Auxiliary | 1 Semi - Rapid | 1 Rapid | 1 Triple Crown



Technical Drawing (cm):

Dimensions (cm - WxDxH): 60x50



Also Available:



HRN6GO - BLACK MATT
 Brass Trims
 Item Code: 29210223
 EAN Code: 8022389010281

Chrome Trims
 Item Code: 29210241
 EAN Code: 8022389024677

Bronze Trims
 Item Code: 29210230
 EAN Code: 8022389010991



HRS6GO - STAINLESS STEEL
 Brass Trims
 Item Code: 29210222
 EAN Code: 8022389010274

Chrome Trims
 Item Code: 29210240
 EAN Code: 8022389024875

Bronze Trims
 Item Code: 29210228
 EAN Code: 8022389010953



HRBP6GO - PEARL WHITE
 Brass Trims
 Item Code: 29210239
 EAN Code: 8022389023595

Chrome Trims
 Item Code: 29210243
 EAN Code: 8022389024974

Bronze Trims
 Item Code: 29210244
 EAN Code: 8022389024967



HRBI6GO - IVORY
 Brass Trims
 Item Code: 29210224
 EAN Code: 8022389010298

Chrome Trims
 Item Code: 29210242
 EAN Code: 8022389024950

Bronze Trims
 Item Code: 29210231
 EAN Code: 8022389010984

Also Available:

HRS7A0 - STAINLESS STEEL



Brass Trims

Item Code: 29220216

EAN Code: 8022389012261

Chrome Trims

Item Code: 29220222

EAN Code: 8022389026497

Bronze Trims

Item Code: 29220223

EAN Code: 8022389026688



HRM7A0 - BLACK MATT

Brass Trims

Item Code: 29220218

EAN Code: 8022389012285

Chrome Trims

Item Code: 29220217

EAN Code: 8022389026015

Bronze Trims

Item Code: 29220209

EAN Code: 802238901035



HRB7A0 - IVORY

Brass Trims

Item Code: 29220215

EAN Code: 8022389012278

Chrome Trims

Item Code: 29220224

EAN Code: 8022389026039

Bronze Trims

Item Code: 29220210

EAN Code: 802238901042



HRA7A0 - OATMEAL

Brass Trims

Item Code: 29220226

EAN Code: 8022389027265

Chrome Trims

Item Code: 29220227

EAN Code: 8022389027272

Bronze Trims

Item Code: 29220211

EAN Code: 802238901059

Hob

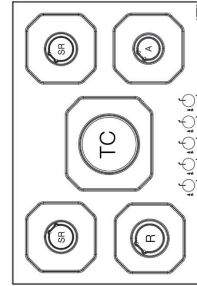
- Burners: 4 Gas Burners
- Triple Crown Burner: 1
- Gas-Stop Safety Device
- Cast Iron Pan-Support
- Controls: Frontal Knobs
- Flat Edge
- Thickness 070 mm

Gas Consumption: 11:10 kW

Available also in other colors upon request and special production

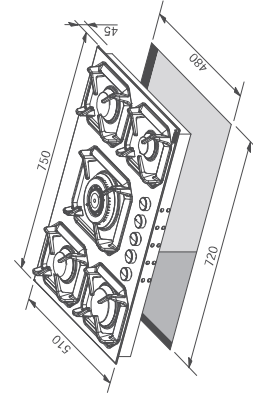
Cooktop Layout:

- 1 Auxiliary | 2 Semi - Rapid | 1 Rapid | 1 Triple Crown



Technical Drawing (cm):

Dimensions (cm - WxDxH): 70x50



Also Available:

HRNM9A0 - BLACK MATT



Brass Trims
Item Code: 29230228
EAN Code: 8022389011998

Chrome Trims
Item Code: 29230249
EAN Code: 8022389026008

Bronze Trims
Item Code: 29230242
EAN Code: 8022389021805

HRSP9A0 - STAINLESS STEEL



Brass Trims
Item Code: 29230238
EAN Code: 8022389018287

Chrome Trims
Item Code: 29230247
EAN Code: 8022389025995

Brass Trims
Item Code: 29230238
EAN Code: 8022389018287

Chrome Trims
Item Code: 29230247
EAN Code: 8022389025995

HRBP9A0 - PEARL WHITE



Brass Trims
Item Code: 29230235
EAN Code: 8022389017648

Chrome Trims
Item Code: 29230252
EAN Code: 8022389024165

Brass Trims
Item Code: 29230235
EAN Code: 8022389017648

Chrome Trims
Item Code: 29230252
EAN Code: 8022389024165

HRB9A0 - IVORY



Brass Trims
Item Code: 29230230
EAN Code: 8022389016931

Chrome Trims
Item Code: 29230250
EAN Code: 8022389026022

Brass Trims
Item Code: 29230230
EAN Code: 8022389016931

Chrome Trims
Item Code: 29230250
EAN Code: 8022389026022

HRAP9A0 - OATMEAL



Brass Trims
Item Code: 29230258
EAN Code: 8022389027289

Chrome Trims
Item Code: 29230259
EAN Code: 8022389027296

Brass Trims
Item Code: 29230258
EAN Code: 8022389027289

Chrome Trims
Item Code: 29230259
EAN Code: 8022389027296

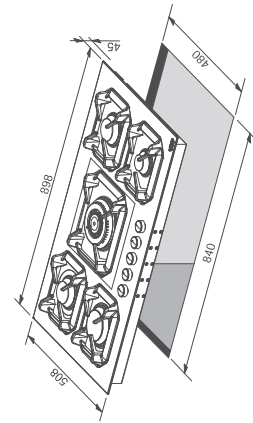
Hob

- Burners: 4 Gas Burners
- Triple Crown Burner: 1
- Gas-Stop Safety Device
- Cast Iron Pan-Support
- Controls: Frontal Knobs
- Flat Edge
- Thickness 070 mm

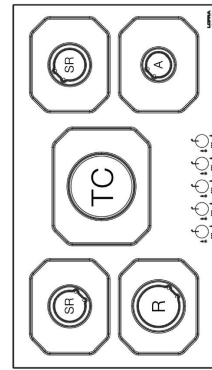
Gas Consumption: 11:10 kW

Available also in other colors upon request and special production

Technical Drawing (cm):
Dimensions (cm - WxDxH): 90x50



Cooktop Layout:
1 Auxiliary | 2 Semi - Rapid | 1 Rapid | 1 Triple Crown



Also Available:



FRB69EE - IVORY
 Brass Trims
 Item Code: 29320153
 EAN Code: 8022389010243

Chrome Trims
 Item Code: 29320188
 EAN Code: 8022389014913

Bronze Trims
 Item Code: 29320163
 EAN Code: 8022389010823



FRNM69EE - BLACK MATT
 Brass Trims
 Item Code: 29320152
 EAN Code: 8022389010236

Chrome Trims
 Item Code: 29320187
 EAN Code: 8022389014906

Bronze Trims
 Item Code: 29320164
 EAN Code: 8022389010830



FRS69EE - STAINLESS STEEL
 Brass Trims
 Item Code: 29320151
 EAN Code: 8022389010229

Chrome Trims
 Item Code: 29320238
 EAN Code: 8022389024028

Bronze Trims
 Item Code: 29320161
 EAN Code: 8022389010892



FRBP69EE - PEARL WHITE
 Brass Trims
 Item Code: 29320193
 EAN Code: 8022389018607

Chrome Trims
 Item Code: 29320198
 EAN Code: 8022389024158

Bronze Trims
 Item Code: 29320199
 EAN Code: 8022389024585



FRA69EE - OATMEAL
 Brass Trims
 Item Code: 29320298
 EAN Code: 8022389027319

Chrome Trims
 Item Code: 29320299
 EAN Code: 8022389027326

Bronze Trims
 Item Code: 29320160
 EAN Code: 8022389010960

Available also in other colors upon request and special production

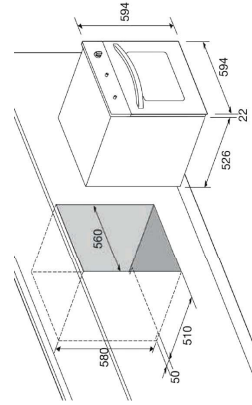
- Oven**
- Multifunction Electric
 - Cooking Programs: 9
 - Gross Capacity: 72 L
 - Maximum Temperature: 250 °C
 - Electric Grill
 - Rotisserie Function
 - Analog Timer
 - Electronic Programmer
 - Telescopic Guides
 - Wire Shelves: 2
 - Enamel Tray: 1

"Easy To Clean" Blue Enameling
 Cooling Fan

Power Absorbed: 2700 W



Technical Drawing (cm):
 Dimensions (cm - WxDxH): 60x55x60





FRS66GE - STAINLESS STEEL

Brass Trims
Item Code: 29320196
EAN Code: 8022389021706

Chrome Trims
Item Code: 29320239
EAN Code: 8022389024943

Bronze Trims
Item Code: 29320240
EAN Code: 8022389024936



FRNM66GE - BLACK MATT

Brass Trims
Item Code: 29320194
EAN Code: 8022389021027

Bronze Trims
Item Code: 29320242
EAN Code: 8022389024578



FRBI66GE - IVORY

Brass Trims
Item Code: 29320195
EAN Code: 8022389020662

Bronze Trims
Item Code: 29320243
EAN Code: 8022389024851

Oven

- Convection Gas
- Gas-Stop Safety Device
- Gross Capacity: 72 L
- Maximum Temperature: 250 °C

- Electric Grill
- Rotisserie Function
- Analog Timer
- Telescopic Guides
- Wire Shelves: 2
- Enamel Tray: 1

"Easy To Clean" Blue Enameling Cooling Fan

Power Absorbed: 1600 W
Gas Consumption: 2,50 kW

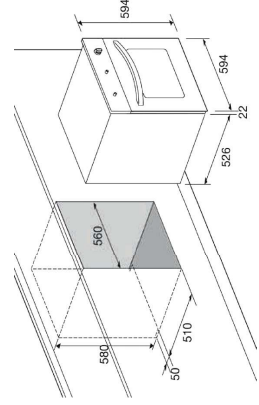


Available also with gas grill upon request and special production

Available also in other colors upon request and special production

Also Available:

Technical Drawing (cm):
Dimensions (cm - WxDxH): 60x55x60





FRM09EE - BLACK MATT

Brass Trims
Item Code: 29320610
EAN Code: 802238901759

Chrome Trims
Item Code: 29320621
EAN Code: 8022389021942

Bronze Trims
Item Code: 29320620
EAN Code: 8022389021799

Oven
Available also in other colors upon request and special production

- Multifunction Electric
- Cooking Programs: 9
- Gross Capacity: 101 L
- Maximum Temperature: 270 °C
- Electric Grill
- Rotisserie Function
- Analog Timer
- Telescopic Guides
- Wire Shelves: 2
- Enamel Tray: 1

"Easy To Clean" Blue Enameling
Cooling Fan

Power Absorbed: 3100 W



Also Available:



FRS99EE - STAINLESS STEEL

Brass Trims
Item Code: 29320616
EAN Code: 8022389136516

Chrome Trims
Item Code: 29320623
EAN Code: 8022389024141

Bronze Trims
Item Code: 29320622
EAN Code: 8022389024134



FRB09EE - IVORY

Brass Trims
Item Code: 29320617
EAN Code: 8022389018591

Chrome Trims
Item Code: 29320624
EAN Code: 8022389024127

Bronze Trims
Item Code: 29320625
EAN Code: 8022389024110



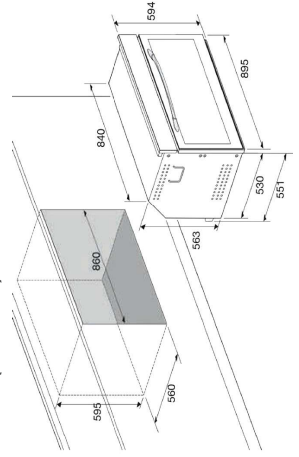
FRBP99EE - PEARL WHITE

Brass Trims
Item Code: 29320626
EAN Code: 8022389024561

Chrome Trims
Item Code: 29320627
EAN Code: 8022389026701

Bronze Trims
Item Code: 29320629
EAN Code: 8022389026541

Technical Drawing (cm):
Dimensions (cm - WxDxH): 90x55x60



DOLCEVITA COMBI MICROWAVE



FMRB166ME - IVORY

Brass Trims
Item Code: 29320212
EAN Code: 8022389018324

Chrome Trims

Item Code: 29320213
EAN Code: 8022389024899

Bronze Trims

Item Code: 29320214
EAN Code: 8022389024882

Microwave Oven

- Cooking Functions: 6
- Cooking Levels: 4
- Gross Capacity: 38 L
- Grill: Electric
- Timer: Cooking Timer
- Display: LED Display
- Cavity: Stainless Steel
- Turntable: Ø 32 Cm
- Oven Guide: Fixed
- Accessories: 1 Rectangular Griddle, 1 Rectangular Glass Tray

Power Absorbed: 3400 W

Available also in other colors upon request and special production

Also Available:



FMRN166ME - BLACK MATT

Brass Trims
Item Code: 29320209
EAN Code: 8022389017716

Chrome Trims

Item Code: 29320210
EAN Code: 8022389136509

Bronze Trims

Item Code: 29320211
EAN Code: 8022389021850



FMR566ME - STAINLESS STEEL

Brass Trims
Item Code: 29320206
EAN Code: 8022389018003

Chrome Trims

Item Code: 29320207
EAN Code: 8022389018027

Bronze Trims

Item Code: 29320208
EAN Code: 8022389018034



FMRBP66ME - PEARL WHITE

Brass Trims
Item Code: 52160319
EAN Code: 8022389018331

Chrome Trims

Item Code: 29320246
EAN Code: 8022389024905

Bronze Trims

Item Code: 29320247
EAN Code: 8022389024745



FMRR66ME - RED BURGUNDY

Brass Trims
Item Code: 29320215
EAN Code: 8022389018966

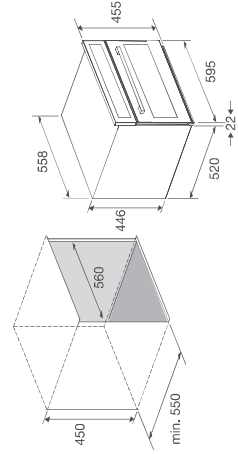
Chrome Trims

Item Code: 29320216
EAN Code: 8022389024929

Bronze Trims

Item Code: 29320217
EAN Code: 8022389024912

Technical Drawing (cm):
Dimensions (cm - WxDxH): 60x55x45



DOLCEVITA MICROWAVE

Touch Control



FMR6T25ME - STAINLESS STEEL

Brass Trims
Item Code: 29320306
EAN Code: 8022389030142

Chrome Trims
Item Code: 29320307
EAN Code: 8022389030159

Bronze Trims
Item Code: 29320308
EAN Code: 8022389030166

Microwave Oven

- Oven Capacity: 25l
- Control Type: Touch Sensor
- Microwave Power: 900W
- Grill Power: 1200W
- Timer: 60 Min
- 5 Power Levels
- Child Safety Lock
- End Cooking Signal
- White LED Display
- Stainless Steel Cavity
- Turntable 315 mm
- Defrost Function
- Grill

Power Absorbed: 1440 W

Available also in other colors upon request and special production

Also Available:



FMRNM6T25ME - BLACK MATT

Brass Trims
Item Code: 29320309
EAN Code: 8022389030173

Chrome Trims
Item Code: 29320310
EAN Code: 8022389030180

Bronze Trims
Item Code: 29320311
EAN Code: 8022389030197



FMRB6T25ME - IVORY

Brass Trims
Item Code: 29320312
EAN Code: 8022389030203

Chrome Trims
Item Code: 29320313
EAN Code: 8022389030210

Bronze Trims
Item Code: 29320314
EAN Code: 8022389030227



FMRBP6T25ME - PEARL WHITE

Brass Trims
Item Code: 29320315
EAN Code: 8022389031231

Chrome Trims
Item Code: 29320316
EAN Code: 8022389030234

Bronze Trims
Item Code: 29320317
EAN Code: 8022389030241



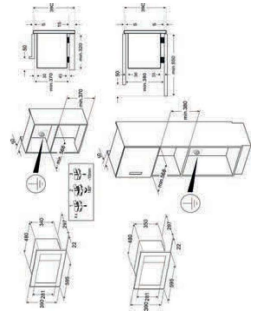
FMRR6T25ME - RED BURGUNDY

Brass Trims
Item Code: 29320318
EAN Code: 8022389030258

Chrome Trims
Item Code: 29320319
EAN Code: 8022389030265

Bronze Trims
Item Code: 29320320
EAN Code: 8022389030272

Technical Drawing (cm):
Dimensions (cm - WxDxH): 59.50x58.90x38.70



DOLCEVITA RANGE TOP 90

TRS96/5 - STAINLESS STEEL

Brass Trims
Item Code: 29230402
EAN Code: 8022389019321

Chrome Trims

Item Code: 29230408
EAN Code: 8022389026534

Bronze Trims

Item Code: 29230409
EAN Code: 8022389027333



Hob


- Burners: 4 Gas Burners
- Triple Crown Burner: 1
- Gas-Stop Safety Device
- Cast Iron Pan-Support
- Controls: Frontal Knobs

Gas Consumption: 12.15 kW

Available also in other colors upon request and special production

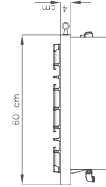
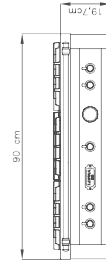
Cooktop Layout:

1 Aux | 1 Semi - Rapid | 2 Rapid | 1 Triple Crown



Technical Drawing (cm):

Dimensions (cm - WxDxH): 90x60x20



Also Available:

TRNM96/5 - BLACK MATT

Brass Trims
Item Code: 29230406
EAN Code: 8022389018256



Chrome Trims

Item Code: 29230412
EAN Code: 8022389026299

Bronze Trims

Item Code: 29230413
EAN Code: 8022389026251

TRBI96/5 - IVORY

Brass Trims
Item Code: 29230405
EAN Code: 8022389018263



Chrome Trims

Item Code: 29230410
EAN Code: 8022389027340

Bronze Trims

Item Code: 29230411
EAN Code: 8022389026923

DOLCEVITA RANGE TOP 90 Induction Hob

Also Available:

TRNM96/51 - BLACK MATT

Brass Trims
Item Code: 29230616
EAN Code: 8022389023861



Chrome Trims
Item Code: 29230630
EAN Code: 8022389031583

Bronze Trims
Item Code: 29230631
EAN Code: 8022389031590

TRS96/51 - STAINLESS STEEL

Brass Trims
Item Code: 29230615
EAN Code: 8022389023854



Chrome Trims
Item Code: 29230632
EAN Code: 8022389031606

Brass Trims
Item Code: 29230617
EAN Code: 8022389023878

TRB196/51 - IVORY

Brass Trims
Item Code: 29230617
EAN Code: 8022389023878



Chrome Trims
Item Code: 29230634
EAN Code: 8022389031620

Brass Trims
Item Code: 29230635
EAN Code: 8022389031637

Induction Hob

- Cooking Zones: 5 Booster Zones
- Levels: Up To 9 Levels
- 1 Heating Zones x Ø 270 mm
- 2 Heating Zones x Ø 210 mm
- 2 Heating Zones x Ø 145 mm
- Booster Level
- Heating Accelerator
- Child Lock
- Power Indicator
- Residual Heat Indicator Light
- Timer
- Controls: Frontal Touch Control & Control Knobs
- Power Limiter: 7400 W

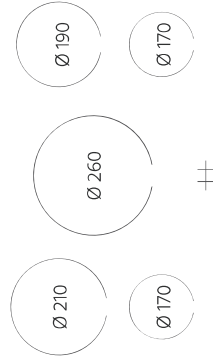
Power Absorbed: 8400w

Available also in other colors upon request and special production

Available also with double bridge upon request and special production

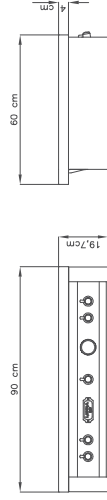
Cooktop Layout:

2 x 145 Ø | 2 x 210 Ø | 1 x 270 Ø



Technical Drawing (cm):

Dimensions (cm - WxDxH): 90x60x20



DOLCEVITA RANGE TOP

I2O BBQ & VTC

Also Available:

TRBI126/4BC - IVORY

Brass Trims
Item Code: 29230601
EAN Code: 8022389014920



Chrome Trims
Item Code: 29230624
EAN Code: 8022389026565

Bronze Trims
Item Code: 29230625
EAN Code: 8022389024844

TRNM126/4BC - BLACK MATT

Brass Trims
Item Code: 29230608
EAN Code: 8022389018638



Bronze Trims
Item Code: 29230627
EAN Code: 8022389027371

Chrome Trims
Item Code: 29230626
EAN Code: 8022389026626

TRS126/4BC - STAINLESS STEEL

Brass Trims
Item Code: 29230609
EAN Code: 8022389018621



Bronze Trims
Item Code: 29230629
EAN Code: 8022389026442

Chrome Trims
Item Code: 29230628
EAN Code: 8022389025315

Hob

- Burners: 3 Gas Brass Burners
- Dual Crown Burner: 1
- Gas-Stop Safety Device
- Cast Iron Pan Support
- 1 Bbq Zone
- Controls: Frontal Knobs

Induction Zone

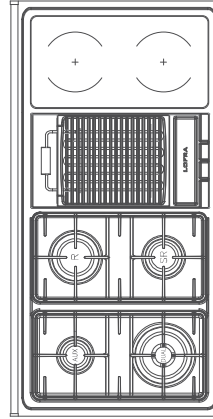
- Two-Zone Glass Ceramic Plate
- Cooking Zones: 2 Booster Zones
- Levels: Up To 9 Levels
- 2 Heating Zones x Ø 210 mm
- Booster Level
- Heating Accelerator
- Child Lock
- Power Indicator
- Residual Heat Indicator Light
- Timer
- Controls: Frontal Touch Control & Control Knobs
- Power Limiter: 7400 W

Power Absorbed: 4800 W
Gas Consumption: 16,75 kW

Available also in other colors upon request and special production

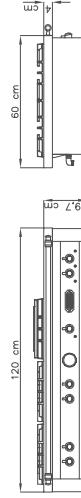
Cooktop Layout:

1 Aux | 1 Semi - Rapid | 1 Rapid | 1 Ind. Zone



Technical Drawing (cm):

Dimensions (cm - WxDxH): 120x60x20



DOLCEVITA RANGE TOP I20

TRBI126/5C - IVORY

Brass Trims
Item Code: 29230610
EAN Code: 8022389018225



Chrome Trims
Item Code: 29230620
EAN Code: 8022389027357

Bronze Trims
Item Code: 29230621
EAN Code: 8022389026237

Hob

- Burners: 3 Gas Brass Burners
- Dual Crown Burner: 2
- Gas-Stop Safety Device
- Cast Iron Pan Support
- Controls: Frontal Knobs

Induction Zone

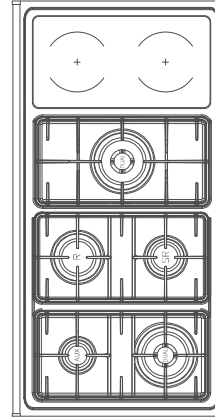
- Two-Zone Glass Ceramic Plate
- Cooking Zones: 2 Booster Zones
- Levels: Up To 9 Levels
- 2 Heating Zones x Ø 210 mm
- Booster Level
- Heating Accelerator
- Child Lock
- Power Indicator
- Residual Heat Indicator Light
- Timer
- Controls: Frontal Touch Control & Control Knobs
- Power Limiter: 7400 W

Power Absorbed: 1200 W
Gas Consumption: 16,75 kW

Available also in other colors upon request and special production

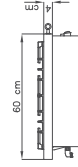
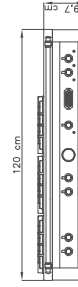
Cooktop Layout:

1 Aux | 1 Semi - Rapid | 1 Rapid | 1 Rapid Crown | 1 VTC Zone



Technical Drawing (cm):

Dimensions (cm - WxDxH): 120x60x20



Also Available:

TRNM126/5C - BLACK MATT

Brass Trims
Item Code: 29230611
EAN Code: 8022389018218



Bronze Trims
Item Code: 29230619
EAN Code: 8022389026466

TRS126/5C - STAINLESS STEEL

Brass Trims
Item Code: 29230612
EAN Code: 8022389018201



Bronze Trims
Item Code: 29230622
EAN Code: 8022389027364

DOLCEVITA WARMING DRAWER

WRNM66A - BLACK MATT

Brass Trims
Item Code: 29320232
EAN Code: 8022389024714



Chrome Trims
Item Code: 29320258
EAN Code: 8022389026473

Bronze Trims

Item Code: 29320259
EAN Code: 8022389024752

Warming Drawer

- On/Off Switch Lights
- 4 Warming Levels
- Warming Range: 0-80 °C
- Warm Air Circulation System
- Anti-Slip Mat

Power Absorbed: 420 W

Available also in other colors upon request and special production

Also Available:

WRS66A - STAINLESS STEEL

Brass Trims
Item Code: 29320234
EAN Code: 8022389024738



Chrome Trims
Item Code: 29320262
EAN Code: 8022389027425

Bronze Trims
Item Code: 29320263
EAN Code: 8022389027432

WRBI66A - IVORY

Brass Trims
Item Code: 29320233
EAN Code: 8022389024721



Chrome Trims
Item Code: 29320260
EAN Code: 8022389027401

Bronze Trims
Item Code: 29320261
EAN Code: 8022389027418

WRBP66A - PEARL WHITE

Brass Trims
Item Code: 29320237
EAN Code: 8022389027500



Chrome Trims
Item Code: 29320268
EAN Code: 8022389027517

Bronze Trims
Item Code: 29320269
EAN Code: 8022389026367

WRR66A - RED BURGUNDY

Brass Trims
Item Code: 29320235
EAN Code: 8022389027449



Chrome Trims
Item Code: 29320264
EAN Code: 8022389027456

Bronze Trims
Item Code: 29320265
EAN Code: 8022389027463

WRLV66A - LAVENDER

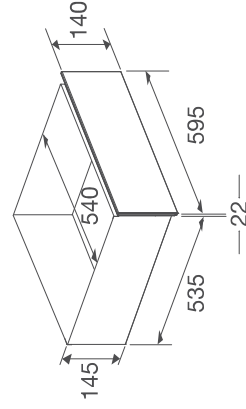
Brass Trims
Item Code: 29320236
EAN Code: 8022389027470



Chrome Trims
Item Code: 29320266
EAN Code: 8022389027487

Bronze Trims
Item Code: 29320267
EAN Code: 8022389027494

Technical Drawing (cm):
Dimensions (cm - WxDxH): 59,50x55,70x14,50



DOLCEVITA COFFEE MACHINE



YBR66T - RED BURGUNDY

Brass Trims
Item Code: 29320228
EAN Code: 8022389027182

Chrome Trims
Item Code: 29320276
EAN Code: 8022389027586

Bronze Trims
Item Code: 29320277
EAN Code: 8022389027593

Coffee Machine

- Lighting: Two Light Points With 2 Leds

Performance

- Machine Type: Fully Automatic
- Cups Per Cycle: 1 Or 2 Cups
- Programmable Sizes
- Heating Time: 3 Minutes
- Dispensing Head Height: Adjustable 80–110 mm
- Adjustable (80–110 mm)
- Grinder Settings: Individual
- Cup Rack: Led-Lit
- Energy Saving: Stand-By Mode

Electronic Operation

- Electronic Control
- Programmable Pre-Brewing Temperature
- Programmable Brewing Temperature
- Programmable Grinding Quantity
- Programmable Water Hardness
- Programmable Operating Time
- Programmable Switch-Off Time
- Integrated Cleaning Programme
- Automatic Descaling Programme

Capacity

- Water Tank: 18 L
- Bean Container: 200 G
- Grounds Container: 14 Units
- Milk Carafe: 0,75 L

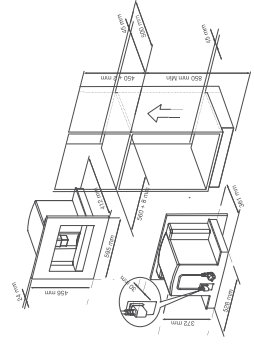
Type Of Coffee

- Cup Of Coffee
- Espresso
- Cappuccino
- Latte Macchiato
- Café Au Lait
- Hot Water

Power Absorbed: 1350 W

Available also in other colors upon request and special production

Technical Drawing (cm):
Dimensions (cm - WxDxH): 60x40x45



Also Available:



YBRN66T - BLACK MATT

Brass Trims
Item Code: 29320221
EAN Code: 8022389018669

Chrome Trims
Item Code: 29320270
EAN Code: 8022389027524

Bronze Trims
Item Code: 29320271
EAN Code: 8022389027531



YBRS66T - STAINLESS STEEL

Brass Trims
Item Code: 29320222
EAN Code: 8022389018676

Chrome Trims
Item Code: 29320274
EAN Code: 8022389027562

Bronze Trims
Item Code: 29320275
EAN Code: 8022389027579



YRBI66T - IVORY

Brass Trims
Item Code: 29320220
EAN Code: 8022389018652

Chrome Trims
Item Code: 29320272
EAN Code: 8022389027548

Bronze Trims
Item Code: 29320273
EAN Code: 8022389027555



YBRPB66T - PEARL WHITE

Brass Trims
Item Code: 52160814
EAN Code: 8022389023618

Chrome Trims
Item Code: 29320278
EAN Code: 8022389027609

Bronze Trims
Item Code: 29320279
EAN Code: 8022389026374

DOLCEVITA WINE COOLER 24 BOTTLES



ZBRNM24M - BLACK MATT

Brass Trims
Item Code: 29320823
EAN Code: 8022389029832

Chrome Trims
Item Code: 29320824
EAN Code: 8022389029849

Bronze Trims
Item Code: 29320825
EAN Code: 8022389029856

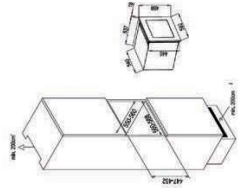
Wine Cooler

- Capacity: 24 Bottles
- Volume: 57 L
- Sliding Wooden Shelves: 3
- Internal LED Light
- Internal Micro-Ventilation
- Auto Defrost
- Humidity Control With Optional Water Reservoir
- Electronic Thermostat
- Temperature Control: From 5 °C - 22 °C
- Cooling System: Compressor (CFC-Free)
- Refrigerant Gas: R600a

Energy Consumption: 138 kWh/year

Available also in other colors upon request and special production

Technical Drawing (cm):
Dimensions (cm - WxDxH): 59x54x46



Also Available:



ZBRSP24M - STAINLESS STEEL

Brass Trims
Item Code: 29320820
EAN Code: 8022389029818

Chrome Trims
Item Code: 29320821
EAN Code: 8022389029818

Bronze Trims
Item Code: 29320822
EAN Code: 8022389029825



ZBRBI24M - IVORY

Brass Trims
Item Code: 29320826
EAN Code: 8022389029863

Chrome Trims
Item Code: 29320827
EAN Code: 8022389029870

Bronze Trims
Item Code: 29320828
EAN Code: 8022389029887



ZBRRP24M - PEARL WHITE

Brass Trims
Item Code: 29320829
EAN Code: 8022389029894

Chrome Trims
Item Code: 29320830
EAN Code: 8022389029900

Bronze Trims
Item Code: 29320831
EAN Code: 8022389029917



ZBRR24M - RED BURGUNDY

Brass Trims
Item Code: 29320832
EAN Code: 8022389029924

Chrome Trims
Item Code: 29320833
EAN Code: 8022389029931

Bronze Trims
Item Code: 29320834
EAN Code: 8022389029948

DOLCEVITA WINE COOLER 4r BOTTLES



ZBRS41MD - STAINLESS STEEL

Brass Trims
Item Code: 29320835
EAN Code: 8022389029955

Chrome Trims
Item Code: 29320836
EAN Code: 8022389029962

Bronze Trims
Item Code: 29320837
EAN Code: 8022389029979

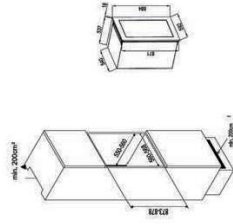
Wine Cooler

- Capacity: 4r Bottles
- Volume: 132 L
- Sliding Wooden Shelves: 5
- Internal LED Light
- Temperature Zones: Dual Zone
- Internal Micro-Ventilation
- Auto Defrost
- Humidity Control With Optional Water Reservoir
- Electronic Thermostat
- Temperature Control: From 5 °C - 22 °C
- Cooling System: Compressor (CFC-Free)
- Refrigerant Gas: R600a

Energy Consumption: 147 kWh/year

Available also in other colors upon request and special production

Technical Drawing (cm):
Dimensions (cm - WxDxH): 60x54x88



Also Available:



ZBRNM41MD - BLACK MATT

Brass Trims
Item Code: 29320838
EAN Code: 8022389029986

Chrome Trims
Item Code: 29320839
EAN Code: 8022389029993

Bronze Trims
Item Code: 29320840
EAN Code: 8022389030005



ZBRBI41MD - IVORY

Brass Trims
Item Code: 29320841
EAN Code: 8022389030012

Chrome Trims
Item Code: 29320842
EAN Code: 8022389030029

Bronze Trims
Item Code: 29320843
EAN Code: 8022389030036



ZBRBP41MD - PEARL WHITE

Brass Trims
Item Code: 29320844
EAN Code: 8022389030043

Chrome Trims
Item Code: 29320845
EAN Code: 8022389030050

Bronze Trims
Item Code: 29320846
EAN Code: 8022389030067



ZBRR41MD - RED BURGUNDY

Brass Trims
Item Code: 29320847
EAN Code: 8022389030074

Chrome Trims
Item Code: 29320848
EAN Code: 8022389030081

Bronze Trims
Item Code: 29320849
EAN Code: 8022389030098

DOLCEVITA REFRIGERATOR

Side By Side



GFRNM918 - BLACK MATT

Brass Trims
Item Code: 29170078
EAN Code: 8022389030814

Chrome Trims
Item Code: 29170079
EAN Code: 8022389030821

Bronze Trims
Item Code: 29170080
EAN Code: 8022389030838

Refrigerator Side By Side

- System: No Frost Premium
- Total Capacity: 569 L Net
- Refrigerator Capacity: 372 L Net
- Freezer Capacity: 197 L Net
- Evaporators: 2
- Temperature Control: Automatic
- Independent Controls: Fridge / Freezer
- Autonomy Without Power: 10 H
- Compressors: 1 (Digital Inverter)
- LED Light
- Refrigerant Gas: R600a

Freezer

- Function: Multi Flow
- Fast Freeze Button: Included
- Ice Maker With Shield
- Ice Container (Removable)
- Glass Shelf: 1
- Door Tray: 1
- Drawers: 2

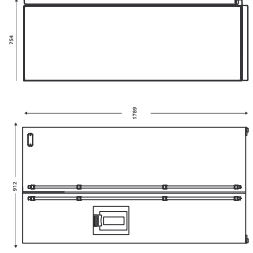
Comfort

- Beverage Dispenser: Water + Ice
- Door Open Acoustic Alarm: Included
- Handles: Long Handles

Energy Consumption: 324 kWh/year

Available also in other colors upon request and special production

Technical Drawing (cm):
Dimensions (cm - WxDxH): 91x69x80x179x30



Also Available:



GFRS918 - STAINLESS STEEL

Brass Trims
Item Code: 29170075
EAN Code: 8022389030784

Chrome Trims
Item Code: 29170076
EAN Code: 8022389030791

Bronze Trims
Item Code: 29170077
EAN Code: 8022389030807



GFRBI918 - IVORY

Brass Trims
Item Code: 29170081
EAN Code: 8022389030845

Chrome Trims
Item Code: 29170082
EAN Code: 8022389030852

Bronze Trims
Item Code: 29170083
EAN Code: 8022389030869



GFRBP918 - PEARL WHITE

Brass Trims
Item Code: 29170084
EAN Code: 8022389030876

Chrome Trims
Item Code: 29170085
EAN Code: 8022389030883

Bronze Trims
Item Code: 29170086
EAN Code: 8022389030890



GFRR918 - RED BURGUNDY

Brass Trims
Item Code: 29170087
EAN Code: 8022389030906

Chrome Trims
Item Code: 29170088
EAN Code: 8022389030913

Bronze Trims
Item Code: 29170089
EAN Code: 8022389030920



GFRA918 - OATMEAL

Brass Trims
Item Code: 29170090
EAN Code: 8022389030937

Chrome Trims
Item Code: 29170091
EAN Code: 8022389030944

Bronze Trims
Item Code: 29170092
EAN Code: 8022389030951

DOLCEVITA REFRIGERATOR

Quattroporte



GFRS819 - STAINLESS STEEL

Brass Trims
Item Code: 29170093
EAN Code: 8022389030968

Chrome Trims
Item Code: 29170094
EAN Code: 8022389030975

Bronze Trims
Item Code: 29170095
EAN Code: 8022389030982

Refrigerator Quattroporte

- System: No Frost Premium
- Total Capacity: 515 L Net
- Refrigerator Capacity: 345 L Net
- Freezer Capacity: 170 L Net
- Evaporators: 3
- Temperature Control: Automatic (Sensor)
- Independent Controls: Fridge / Freezer
- Refrigeration Circuit: Triple
- Autonomy Without Power: 12 H
- Compressors: 1 (Inverter)
- Refrigerant Gas: R600a
- LED Light
- Type: 4 Doors
- Noise: 35 dB

Freezer

- Function: Multi Flow Plus
- Freezer Section Right
- Function: Multi Flow Plus
- Fast Freeze Button: Included
- Cool Select Plus Compartment: -23°C, -18°C, -5°C, -1°C, 5°C
- Up Drawers: 2
- Middle Drawers: 2
- Down Drawers: 2

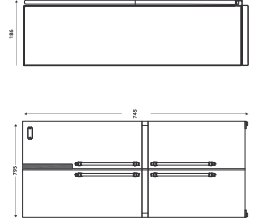
Comfort

- Antibacterial Treatment: Deodorizer
- Internal Control Panel: Electronic
- Door Open Acoustic Alarm: Included

Energy Consumption: 306 kWh/year

Available also in other colors upon request and special production

Technical Drawing (cm):
Dimensions (cm - WxDxH): 83.30x65.30x189.80



Also Available:



GFRNM819 - BLACK MATT

Brass Trims
Item Code: 29170096
EAN Code: 8022389030999

Chrome Trims
Item Code: 29170097
EAN Code: 8022389031002

Bronze Trims
Item Code: 29170098
EAN Code: 8022389031019



GFRBI819 - IVORY

Brass Trims
Item Code: 29170099
EAN Code: 8022389031026

Chrome Trims
Item Code: 29170100
EAN Code: 8022389031033

Bronze Trims
Item Code: 29170101
EAN Code: 8022389031040



GFRBP819 - PEARL WHITE

Brass Trims
Item Code: 29170102
EAN Code: 8022389031057

Chrome Trims
Item Code: 29170103
EAN Code: 8022389031064

Bronze Trims
Item Code: 29170104
EAN Code: 8022389031071



GFRR819 - RED BURGUNDY

Brass Trims
Item Code: 29170105
EAN Code: 8022389031088

Chrome Trims
Item Code: 29170106
EAN Code: 8022389031095

Bronze Trims
Item Code: 29170107
EAN Code: 8022389031101



GFRR819 - OATMEAL

Brass Trims
Item Code: 29170108
EAN Code: 8022389031118

Chrome Trims
Item Code: 29170109
EAN Code: 8022389031125

Bronze Trims
Item Code: 29170110
EAN Code: 8022389031132

DOLCEVITA 60 - 90 - 120 - 150

Also Available:



Hood

- Active Carbon Filters: 2
- Frontal Control Buttons
- Remote Control

60 Cm

- Air Flow: 800 M³/H
- Grease Filters: 2 Metal
- Extraction Speeds: 3 + Intensive Speed
- Lighting: 2x12 W LED Spotlights

Power Absorbed: 300 W

120 Cm

- Air Flow: 800 M³/H
- Grease Filters: 4 Metal
- Extraction Speeds: 3 + Intensive Speed
- Lighting: 2x12 W LED Spotlights

Power Absorbed: 300 W

90 Cm

- Air Flow: 800 M³/H
- Grease Filters: 3 Metal
- Extraction Speeds: 3 + Intensive Speed
- Lighting: 2x12 W LED Spotlights

Power Absorbed: 300 W

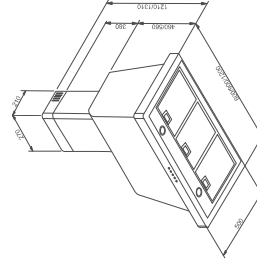
150 Cm

- Air Flow: 1000 M³/H
- Grease Filters: 5 Metal
- Extraction Speeds: 4 + Intensive Speed
- Lighting: 4x12 W LED Spotlights

Power Absorbed: 400 W

Technical Drawing (cm):

Dimensions (cm - WxDxH): 60x50 / 90x50 / 120x50 / 150x50



DOLCEVITA HOOD - BLACK MATT - 60 CM

Brass Trims
Item Code: 29200757
EAN Code: 8022389012889

Chrome Trims
Item Code: 29200855
EAN Code: 8022389026800

Brass Trims
Item Code: 29200856
EAN Code: 8022389026794

DOLCEVITA HOOD - BLACK MATT - 90 CM

Brass Trims
Item Code: 29200751
EAN Code: 8022389010595

Chrome Trims
Item Code: 29200873
EAN Code: 8022389025063

Brass Trims
Item Code: 29200874
EAN Code: 8022389024035

DOLCEVITA HOOD - BLACK MATT - 120 CM

Brass Trims
Item Code: 29200833
EAN Code: 8022389012896

Chrome Trims
Item Code: 29200877
EAN Code: 8022389024646

Brass Trims
Item Code: 29200878
EAN Code: 8022389024059

DOLCEVITA HOOD - BLACK MATT - 150 CM

Brass Trims
Item Code: 29200765
EAN Code: 8022389018737

Chrome Trims
Item Code: 29200885
EAN Code: 8022389024189

Brass Trims
Item Code: 29200886
EAN Code: 8022389026312

DOLCEVITA HOOD - STAINLESS STEEL - 60 CM

Brass Trims
Item Code: 29200755
EAN Code: 8022389014562

Chrome Trims
Item Code: 29200859
EAN Code: 8022389026862

Brass Trims
Item Code: 29200860
EAN Code: 8022389026855

DOLCEVITA HOOD - STAINLESS STEEL - 90 CM

Brass Trims
Item Code: 29200754
EAN Code: 8022389010625

Chrome Trims
Item Code: 29200875
EAN Code: 8022389024639

Brass Trims
Item Code: 29200876
EAN Code: 8022389024653

DOLCEVITA HOOD - STAINLESS STEEL - 120 CM

Brass Trims
Item Code: 29200758
EAN Code: 8022389012766

Chrome Trims
Item Code: 29200879
EAN Code: 8022389024820

Brass Trims
Item Code: 29200880
EAN Code: 8022389026459

DOLCEVITA HOOD - STAINLESS STEEL - 150 CM

Brass Trims
Item Code: 29200766
EAN Code: 8022389019901

Chrome Trims
Item Code: 29200889
EAN Code: 8022389026787

Brass Trims
Item Code: 29200890
EAN Code: 8022389026770

TECHNICAL TABLES DOLCEVITA HOBS

MODEL	HR...6GO	HR...7A0	HR...9A0
Aesthetics	DolceVita	DolceVita	DolceVita
Dimensions (WxDxH) cm	60x50	75x50	90x50
Power Absorbed	0.60 W	0.60 W	0.60 W
Gas Consumption	8.30 kW	11.0 kW	11.0 kW
HOBB FEATURES			
Type Of Hob	Gas	Gas	Gas
Number Of Gas Burners	4	5	5
Triple Crown Position	Low Left	Low Left	Low Left
Hob Trims	Brass / Chrome / Bronze	Brass / Chrome / Bronze	Brass / Chrome / Bronze
Flat Edge	•	•	•
Thickness 0/70 mm	•	•	•
Electric Ignition Under Knob	•	•	•
Control Knobs	Frontal	Frontal	Frontal
Cast Iron Pan Support	•	•	•
Iron Cast Type	Single	Single	Single
Gas-Stop Safety Device	•	•	•
Max Input Burners Auxiliary Burner	110 kW	110 kW	110 kW
Max Input Burners Semi - Rapid Burner	175 kW	175 kW	175 kW
Max Input Burners Rapid Burner	2.80 kW	2.80 kW	2.80 kW
Max Input Burners Triple Crown Burner	3.70 kW	3.70 kW	3.70 kW
Max Input Burners Dual Crown Burner (125 mm)	-	-	-
Max Input Burners Dual Crown Burner (145 mm)	-	-	-
Number Of Electric Zones	-	-	-
N. Of Power Levels	-	-	-
Booster Max. Input Induction Zone Ø 145 mm	-	-	-
Booster Max. Input Induction Zone Ø 150 mm	-	-	-
Booster Max. Input Induction Zone Ø 170 mm	-	-	-
Booster Max. Input Induction Zone Ø 190 mm	-	-	-
Booster Max. Input Induction Zone Ø 210 mm	-	-	-
Booster Max. Input Induction Zone Ø 260 mm	-	-	-
Booster Level	-	-	-
Heating Accelerator	-	-	-
Limiter To 7.000 W	-	-	-
Child Lock	-	-	-
Power Indicator	-	-	-
Residual Heat Indicator Light	-	-	-
Timer	-	-	-
Frontal Touch Control	-	-	-
Ceramic Cutlery Tray	-	-	-
Ref. Page	256	258	260

TECHNICAL TABLES DOLCEVITA OVENS

MODEL	FR...69EE	FR...6SGE	FR...99EE
Aesthetics	DolceVita	DolceVita	DolceVita
Dimensions (WxDxH) cm	60x55x60	60x55x60	90x55x60
Power Absorbed	2700 W	1600 W	3100 W
Gas Consumption	-	2.50 kW	-
OVEN FEATURES			
Push-Pull Knobs	-	-	-
Touch Control	-	-	-
Timer	Analog Timer	Analog Timer	Analog Timer
Programmer Type	-	-	-
Grill Type	Electric Grill	Electric Grill	Electric Grill
Gas-Stop Safety Device	•	•	•
Number Of Fan	1	1	1
Tempered Triple Glass Door	•	•	•
Cooling Fan	•	•	•
Rotisserie Function	•	•	•
"Easy To Clean" Enamel	•	•	•
OVEN			
	Multifunction Electric	Convection Gas	Multifunction Electric
Internal Dimensions (WxDxH) cm	48x40,60x37	48x40,60x37	67,20x40,60x37,60
Cooking Programs	9	6	9
Max. Temperature (°C)	250 °C	250 °C	270 °C
Gross Capacity (L)	72 L	72 L	101 L
Oven Shelf Support	Telescopic at 2 Levels	Telescopic at 2 Levels	Telescopic at 2 Levels
Wire Shelf	1	1	1
Enamel Tray	1	1	1
Max Power Absorbed By Bottom Heat	1650 W	-	1750 W
Max Power Absorbed By Top Heat	900 W	-	1000 W
Max Power Absorbed By Grill	1500 W	1650 W	2000 W
Max Power Absorbed By Maxi - Grill	2400 W	-	3000 W
Max Power Absorbed By Fan	2000 W	-	2500 W
Max. Gas Burner Consumption	-	-	-
Ref. Page	262	264	266

TECHNICAL TABLES DOLCEVITA MICROWAVE

MODEL	FM...7TME	FM...25ME
Aesthetics	Professional	Professional
Dimensions (WxDxH) cm	59,50x54,20x45,50	59,50x54,20x45,50
Control	Touch Control	Touch Control
Trims	Stainless Steel	Stainless Steel
Power Absorbed	3400 W	1440 W
MICROWAVE OVEN FEATURES		
Cooking Functions	6	6
Cooking Levels	4	4
Microwave Power	1000 W	900 W
Grill Power	1550 W	1200 W
Gross Capacity	37 L	25 L
Electric Grill	•	•
Cooking Timer	•	•
Display	LED Display	LED Display
Cavity	Stainless Steel	Stainless Steel
Turntable Ø	32 cm	32 cm
Oven Guide	Fixed	Fixed
Ref. Page	268	270

TECHNICAL TABLES DOLCEVITA RANGE TOPS

MODEL	TR...96/5	TR...96/5I	TR...126/4BC	TR...126/5C
Aesthetics	DolceVita	DolceVita	DolceVita	DolceVita
Dimensions (WxDxH) cm	90x60x20	90x60x20	120x60x20	120x60x20
Power Absorbed	•	8400 W	4800 W	1200 W
Gas Consumption	1215 kW	-	1675 kW	1675 kW
HOB FEATURES				
Type Of Hob	Gas	Induction	Gas / Induction	Gas / Induction
Number Of Gas Burners	5	-	4	4
Triple Crown Position	Centre	-	Low Left	•
Hob Trims	Brass / Chrome / Bronze	Brass / Chrome / Bronze	Brass / Chrome / Bronze	Brass / Chrome / Bronze
Flat Edge	•	•	•	•
Thickness 0/70 mm	•	•	•	•
Electric Ignition Under Knob	•	•	•	•
Control Knobs	Frontal	Frontal	Frontal	Frontal
Cast Iron Pan Support	•	•	•	•
Iron Cast Type	Double	-	Double	Double
Gas-Stop Safety Device	•	•	•	•
Max Input Burners Auxiliary Burner	110 kW	-	110 kW	110 kW
Max Input Burners Semi - Rapid Burner	175 kW	-	175 kW	175 kW
Max Input Burners Rapid Burner	280 kW	-	280 kW	280 kW
Max Input Burners Triple Crown Burner	350 kW	-	350 kW	350 kW
Max Input Burners Dual Crown Burner (125 mm)	-	-	-	-
Max Input Burners Dual Crown Burner (145 mm)	-	-	-	-
Number Of Electric Zones	-	4	2	2
N. Of Power Levels	-	9	9	9
Booster Max. Input Induction Zone Ø 145 mm	-	-	1600 W	1600 W
Booster Max. Input Induction Zone Ø 150 mm	-	-	-	-
Booster Max. Input Induction Zone Ø 170 mm	-	1400 W	-	-
Booster Max. Input Bridge Zone	-	-	-	-
Booster Max. Input Induction Zone Ø 190 mm	•	2000 W	-	-
Booster Max. Input Induction Zone Ø 210 mm	•	3000 W	2000 W	2000 W
Booster Max. Input Induction Zone Ø 260 mm	•	3000 W	-	-
Booster Level	-	•	•	•
Heating Accelerator	-	•	•	•
Limiter To 7400 W	-	•	•	•
Child Lock	•	•	•	•
Power Indicator	•	•	•	•
Residual Heat Indicator Light	•	•	•	•
Timer	•	•	•	•
Frontal Touch Control	•	•	•	•
BBQ Zone	-	•	•	•
Ref. Page	272	274	276	278

TECHNICAL TABLES DOLCEVITA WARMING DRAWER

MODEL	WR...66A
Aesthetics	DolceVita
Dimensions (WxDxH) cm	59,50x5,70x14,50
Trims	Brass / Chrome / Bronze
Power Absorbed	420 W
WARMING DRAWER FEATURES	
On/Off Switch Lights	•
Max. Temperature	80 °C
Warm Air Circulation System	Electric Grill
Warming Levels	4
Anti-Slip Mat	•
Ref. Page	280

TECHNICAL TABLES COFFEE MACHINE

MODEL	YBRR6GT
Aesthetics	DolceVita
Dimensions (WxDxH) cm	60x10x45
Power Absorbed	1950 W
Dispensing Head Height	Adjustable 80-110 mm
Trims	Brass / Chrome / Bronze
COFFEE MACHINE FEATURES	
Machine Type	Fully Automatic
Cups Per Cycle	1 - 2
Heating Time	3 minutes
Energy Saving	Stand-by Mode
Electronic Control	•
Pre-Brewing Temperature	•
Brewing Temperature	•
Grinding Quantity	•
Water Hardness	•
Operating Time	•
Switch-Off Time	•
Cleaning Programme	•
Descaling Programme	•
Water Tank	1,8 L
Bean Container	200 g
Grounds Container	14 units
Milk Carafe	0,75 L
Water Tank	18 L
Ref. Page	282

TECHNICAL TABLES DOLCEVITA WINE COOLER

MODEL	ZBR...24M	ZBR...41MD
Aesthetics	DolceVita	DolceVita
Dimensions (WxDxH) cm	59x54x46	60x54x48
Energy Consumption	138 kWh/year	147 kWh/year
Trims	Brass / Chrome / Bronze	Brass / Chrome / Bronze
WINE COOLER FEATURES		
Capacity	24 Bottles	41 Bottles
Volume	57 L	132 L
Temperature Zones	-	Dual Zone
Internal Micro-Ventilation	•	•
Electronic Thermostat	•	•
Temperature Control	From 5 °C - 22 °C	From 5 °C - 22 °C
Sliding Wooden Shelves	3	5
Auto Defrost	•	•
Internal LED Light	•	•
Refrigerant Gas	R600a	R600a
Ref. Page	284	286

TECHNICAL TABLES DOLCEVITA HOODS

MODEL	DolceVita Hood 60	DolceVita Hood 90	DolceVita Hood 120	DolceVita Hood 150
Aesthetics	DolceVita	DolceVita	DolceVita	DolceVita
Dimensions (WxDxH) cm	60x50	90x50	120x50	150x50
Control Panel	Frontal	Frontal	Frontal	Frontal
Remote Control	•	•	•	•
Touch Control	-	-	-	-
Hub Trims	Brass / Chrome / Bronze	Brass / Chrome / Bronze	Brass / Chrome / Bronze	Brass / Chrome / Bronze
Power Absorbed	300 W	300 W	300 W	400 W
HOOD FEATURES				
Active Carbon Filters	2	2	2	2
Air Flow	800 m³/h	800 m³/h	800 m³/h	1000 m³/h
Grease Filters	2	3	4	5
Extraction Speeds	3 + Intensive Speed	3 + Intensive Speed	3 + Intensive Speed	3 + Intensive Speed
Lighting LED Spotlights	2x12 W	2x12 W	2x12 W	4x12 W
Ref. Page	292	292	292	292

TECHNICAL TABLES FREE STANDING REFRIGERATORS

MODEL	GFR...918	GFR...819
Aesthetics	DolceVita	DolceVita
Dimensions (WxDxH) cm	91x69,80x179,30	83,30x65,30x189,80
Type Of Refrigerator	Side By Side	Quattroporte
Trims	Brass / Chrome / Bronze	Brass / Chrome / Bronze
Energy Consumption	324 kWh/year	306 kWh/year
REFRIGERATOR FEATURES		
"No Frost Premium" System	•	•
Number Of Evaporator	1	1
Number Of Compressors	1	1
Digital Inverter	•	•
Automatic Temperature Control	•	•
Independent Refrigerator Control	•	•
Independent Freezer Control	•	•
Triple Refrigeration Circuit	•	•
LED Light	•	•
Noise	41 dB	35 dB
Storage Autonomy Without Electricity	12 H	12 H
Refrigerant Gas	R600a	R600a
FRIDGE FEATURES		
Net Capacity (L)	372 L	345 L
"Multi Flow" Function	•	•
N. Of "Superfresh" Vegetable Drawers	2	2
N. Of "Meat And Fish" Drawers	1	1
"Vacation" Mode	•	•
Glass Shelves	3	3
Door Shelves	8	8
Door Tray	6	6
FREEZER FEATURES		
Net Capacity (L)	197 L	170 L
N. Of Freezer Section	2	2
Fast Freeze Button Left Section	-	-
Ice Cube Container	-	-
Rotable Ice Cube Container	-	-
Glass Shelf	-	-
Door Tray	-	-
Drawers	-	-
LEFT SECTION		
"Multi Flow" Function Left Section	•	•
Fast Freeze Button Left Section	•	•
N. Of Drawers	3	3
RIGHT SECTION		
"Multi Flow" Function Left Section	•	•
Fast Freeze Button Left Section	•	•
N. Of Drawers	3	3
"Cool Select Plus" Compartment	From -23 °C to +5 °C	From -23 °C to +5 °C
COMFORT		
Antibacterial Treatment	Deodorizer	Deodorizer
Beverage Dispenser	•	•
Internal Electronic Control Panel	•	•
Acoustic Signalling Of Door Opening	•	•
Ref. Page	288	290

ACCESSORIES

ELEVATE THE ART OF COOKING

EXPAND YOUR CREATIVITY

These accessories are designed to complement your kitchen with the same combination of functionality and style that characterizes all Lofra products.

From cast iron grids and teppanyaki plates to pizza stones, rotisserie spits, and backsplashes, each item is crafted to enhance performance while integrating seamlessly into your kitchen.

The materials are selected for their durability and efficiency: cast iron retains and distributes heat evenly, stainless steel ensures hygiene and ease of cleaning, tempered glass adds safety and refined transparency, while natural wood lends a sense of warmth.

Each accessory is designed to work in perfect synergy with cookers and ovens, expanding their versatility and opening up new ways of cooking. Whether you want to recreate authentic restaurant-style pizza, master grilling at home or perfect your everyday meal preparation, these accessories are excellent allies.

Practical, sturdy and carefully designed, they take cooking to the next level, where precision, creativity and passion come together naturally.



FOR COOKTOPS & HOBS



CAST IRON GRILL

Thanks to its wavy structure, you can roast any food without worrying about excess fat, as it easily drains to the bottom of the pan.

Dimensions: 23x46 cm

Item Code: 03190116

EAN Code: 8022389135823



TEPPANYAKI

Made of stainless steel, it allows you to grill directly in the kitchen.

The front part acts as an oil collector to keep excess oil and grease away from food.

Dimensions: 26x49 cm suitable for all 150/120/90 cm cookers.

Item Code: 03170296

EAN Code: 8022389135816



CAST IRON TEPPANYAKI PAN FOR INDUCTION ZONE

Made entirely of cast iron, the teppanyaki grill retains high heat for long periods, making indoor grilling effortless. Its carefully crafted design maximises heat accumulation, and it should always be handled using proper oven gloves.

Dimensions: 26x49 cm, suitable for all cookers and built-in glass-ceramic and induction hobs.

Item Code: 03190237

EAN Code: 8022389136776



CAST IRON BBQ FOR INDUCTION ZONE

Practical and functional, it reaches the optimal temperature in a short time, allowing you to fully enjoy every "barbecue moment" in your kitchen. It is always recommended to handle the teppanyaki grill with appropriate oven gloves.

Dimensions: 23x46 cm suitable for all cookers and built-in glass ceramic and induction hobs.

Item Code: 03190235

EAN Code: 8022389136844



WOK ADAPTER RING

Suitable for use on all gas hobs, thanks to its cast iron structure, it can support a wok pan, allowing you to cook Asian recipes in the comfort of your own home.

To be placed on top of the Double Crown or Dual burner.

Item Code: 03190152

EAN Code: 8022389136233

FOR OVENS



HOMEMADE PIZZA KIT

PIZZA STONE

Perfect for recreating pizzeria-style crispness and fragrance, the *plaire* becomes the ideal baking base once the oven is preheated. It allows you to prepare pizza, bread and other baked creations at home, ensuring an evenly cooked, beautifully textured result every time.

Dimensions: 35x35 cm



WOODEN PIZZA SHOVEL

A lightweight yet sturdy pizza peel is supplied with the stone: a practical and safe aid for baking homemade pizza.

Made entirely of wood, its flat shape makes it easy to slide the pizza in and out of the oven.

Item Code: 03011278

EAN Code: 8022389136325



ROTISSERIE

(Frame + bushings + skewer/spit rod. Grill and drip pan not included)

The rotisserie cooking system ensures even browning thanks to slow rotation during cooking. Prolonged heat transforms sugars and proteins into a tasty crust. This prevents the loss of liquids during cooking, resulting in meat that is crispy on the outside and tender on the inside.

60 cm Electric Oven

Item Code: 21503948

EAN Code: 8022389136394

90 cm Electric Oven

Item Code: 21503950

EAN Code: 8022389136417

60 cm Gas Oven

Item Code: 21503949

EAN Code: 8022389136400

90 cm Gas Oven

Item Code: 21503951

EAN Code: 8022389136424

FOR COOKERS



MAXI FEET

With this accessory, we can adjust the height of the cookers from 89 cm to 96 cm. Applicable to kitchens up to a maximum size of 90 cm x 60 cm (not available for cookers 120 cm and above).

Item Code: 03T70438
EAN Code: 8022389136240

DOLCEVITA PLINTH



It is the added value that can be placed at the foot of your Dolcevita. Made entirely of stainless steel, it not only enhances your kitchen, but also raises it by up to 92 cm, and is available for all 60 cm, 90 cm, 120 cm, and 150 cm models.

The Dolcevita Plinth is NOT available for the following models:

- Dolcevita Up&Down
- Dolcevita 90 Quattroporte
- Dolcevita 110
- Dolcevita 110 Quattroporte
- Dolcevita 120 Quattroporte

AVAILABLE SIZES:

Model	Dimensions (cm)	Height (mm)	Item Code	EAN Code
Dolcevita 60	60x65	100	10020357	8022389136271
Dolcevita 60	60x65	135	10020369	8022389136288
Dolcevita 90	90x65	100	21502157	8022389135809
Dolcevita 90	90x65	135	21502190	8022389136653
Dolcevita 120	120x65	100	21503607	8022389136264
Dolcevita 120	120x65	135	21502533	8022389136639
Dolcevita 150	150x65	100	21503558	8022389136646

BACKSPLASH



PROFESSIONAL BACKSPLASH

The kitchen splashback is made entirely of stainless steel. It is easy to clean and protects the wall from splashes caused by cooking.

AVAILABLE SIZES:

Model	Dimensions (cm)	Item Code	EAN Code
Professional 90	90x65	21503023	8022389013572
Professional 120	120x65	21503024	8022389013589

DOLCEVITA BACKSPLASH

A lightweight yet sturdy pizza peel is supplied with the stone: a practical and safe aid for baking homemade pizza.

Made entirely of wood, its flat shape makes it easy to slide the pizza in and out of the oven.

AVAILABLE SIZES:

Model	Trims	Dimensions (cm)	Item Code	EAN Code
Dolcevita 60	Bronze	60x65	21502416	8022389136011
Dolcevita 60	Chrome	60x65	21502720	8022389136677
Dolcevita 60	Brass	60x65	21502484	8022389136660
Dolcevita 90	Bronze	90x65	21502909	8022389136035
Dolcevita 90	Chrome	90x65	21502415	8022389136028
Dolcevita 90	Brass	90x65	21502414	8022389135922
Dolcevita 120	Bronze	120x65	21502751	8022389136059
Dolcevita 120	Chrome	120x65	21502750	8022389136042
Dolcevita 120	Brass	120x65	21502749	8022389135908
Dolcevita 150	Brass	150x65	21503131	8022389136134



Nuova Lofra S.r.l. reserves the right to modify data and characteristics for technical and operational technical and operational requirements, in any part and at any time, even without prior notice.

The information contained in the catalogue may not be updated at the time of reading.

We therefore invite you to consult the website www.lofra.com for the latest data and specifications.

The company develops and markets its products with a strong focus on Italian design and engineering. The origin of each item is specified on the product label and in the relevant technical documentation.



Nuova Lofra S.r.l.

Via Montegrotto, 125

35038 Torreglia - PD (Italy)

export@lofra.it

+ 39 049 9904811

